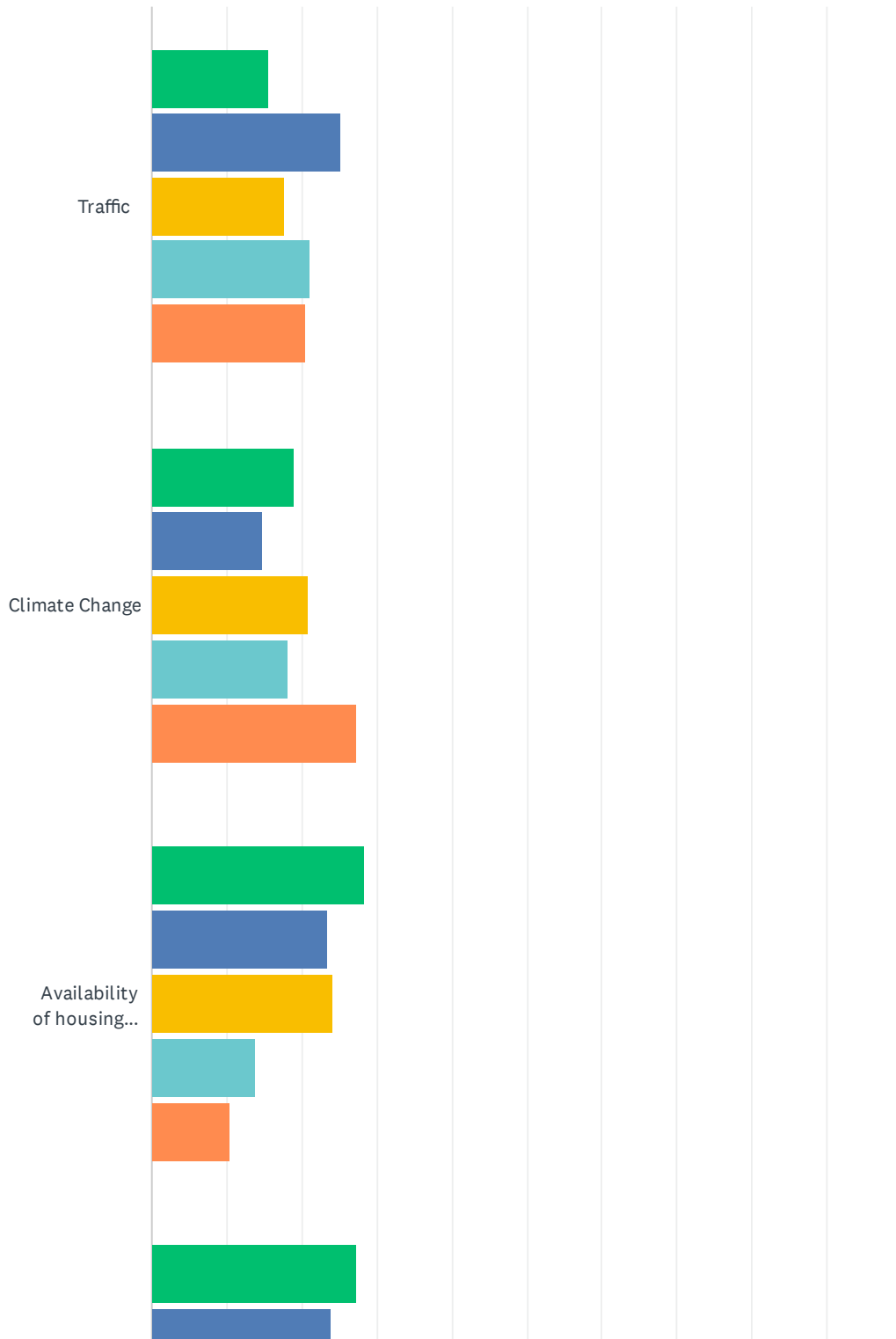
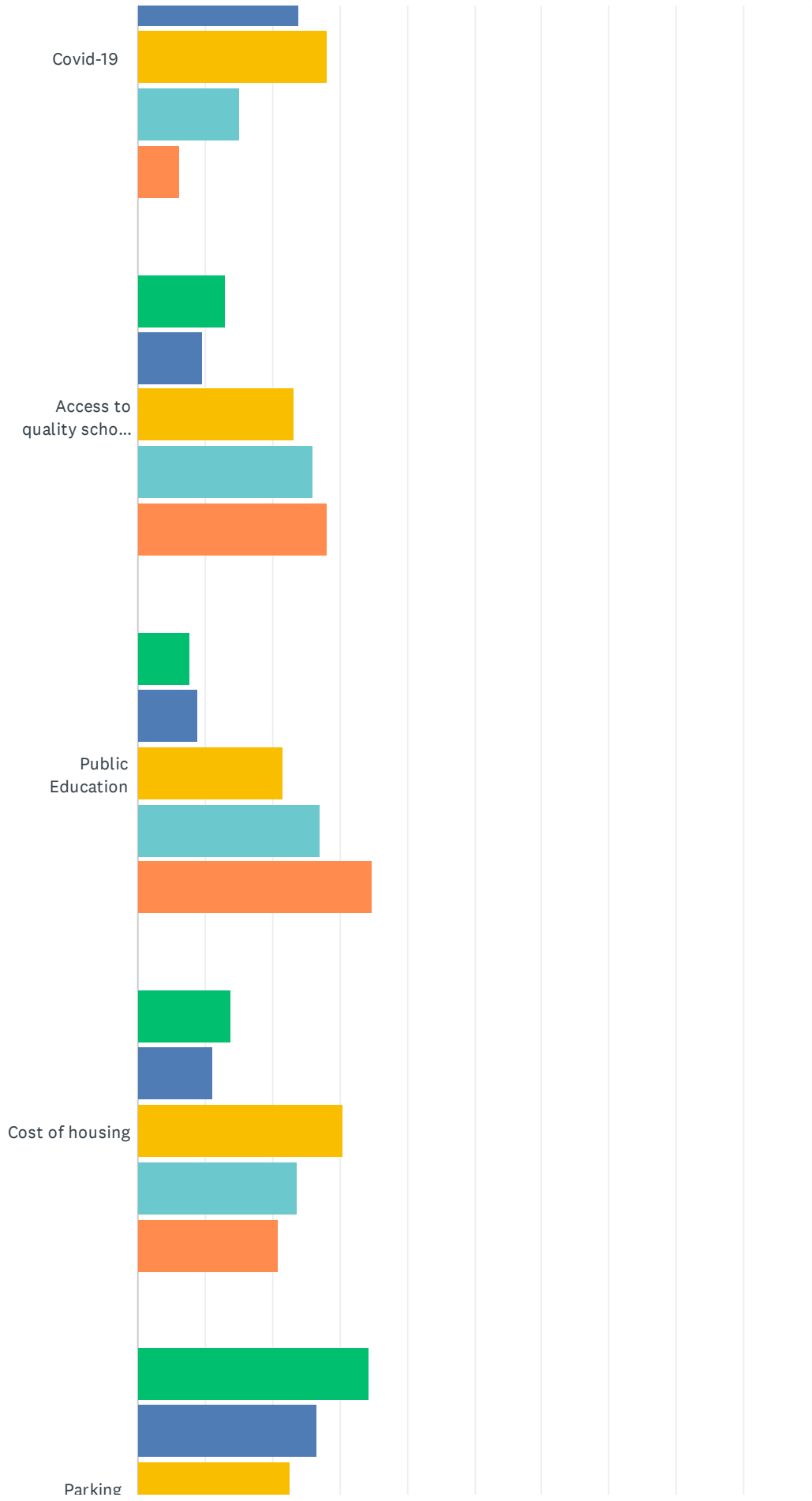


Q1 The following is a list of issues facing Pinole. Please indicate how concerned you are about each of the following items using a scale of very concerned, somewhat concerned, not that concerned, or not at all concerned.

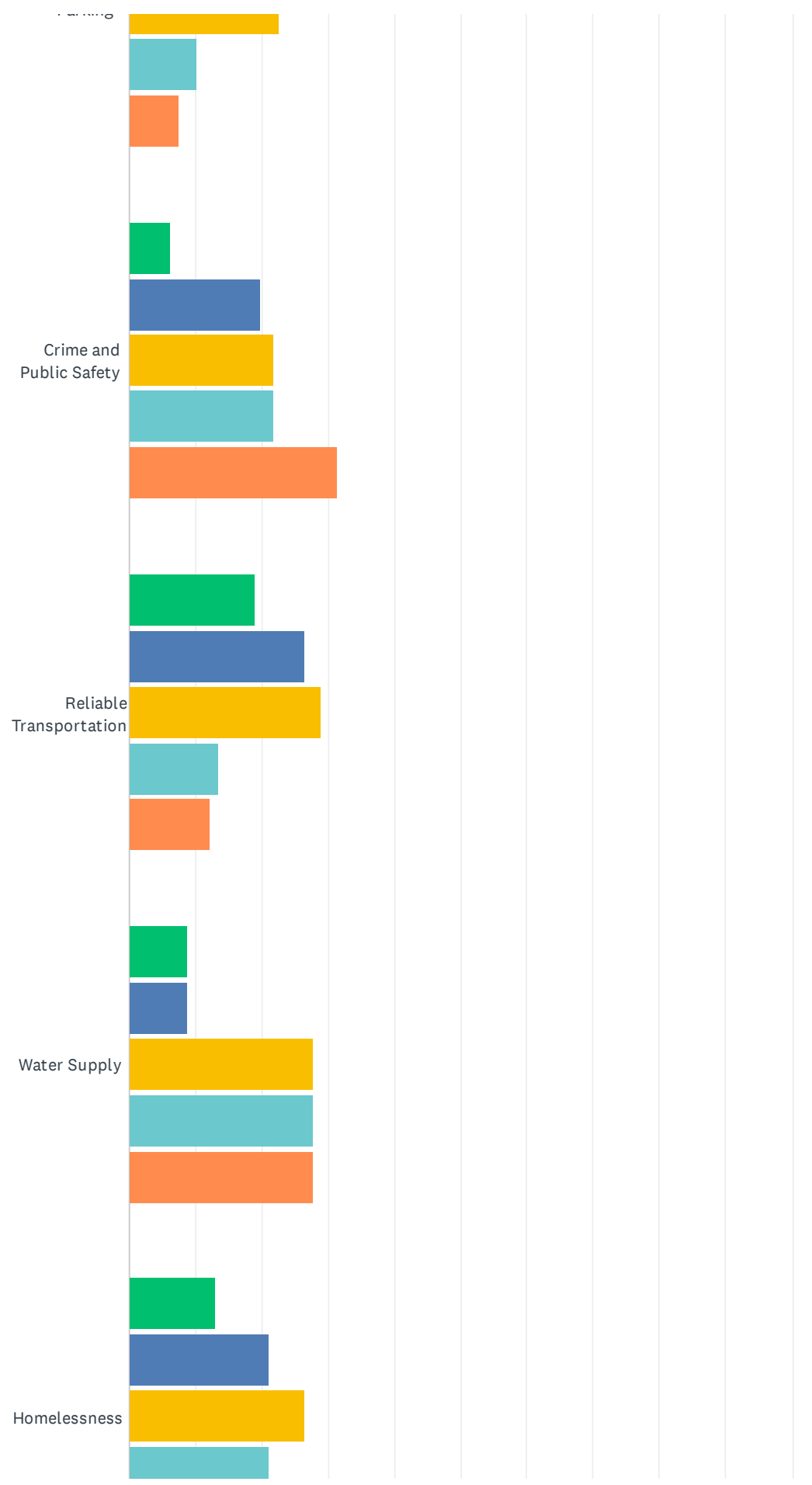
Answered: 149 Skipped: 0



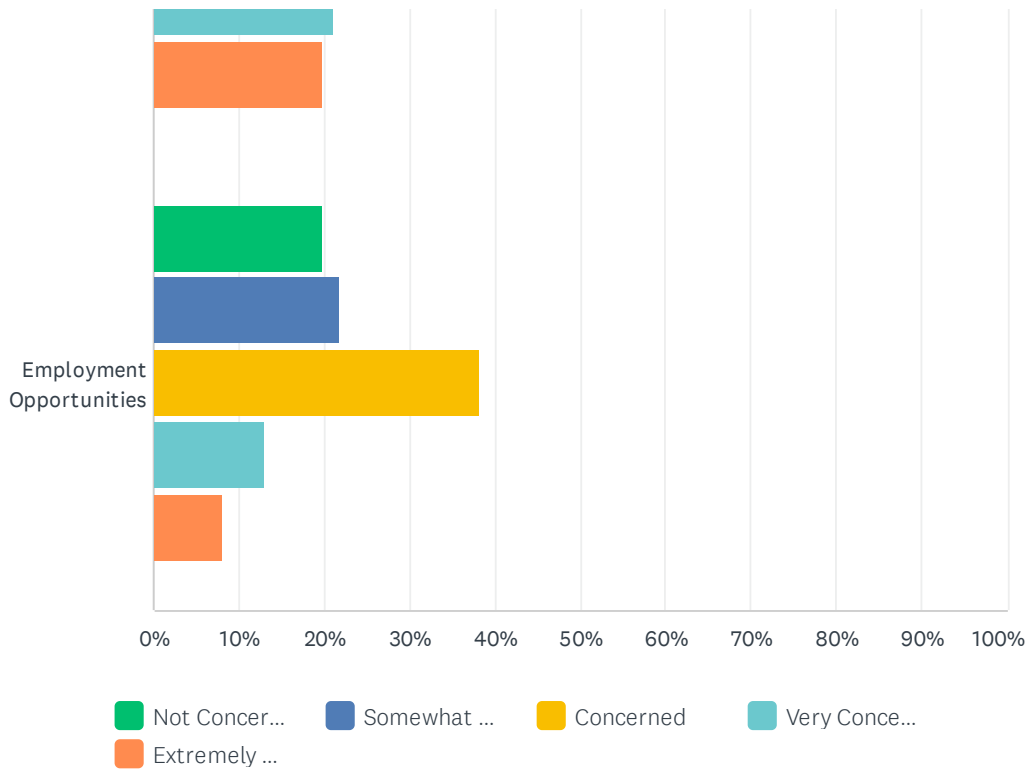
Land Planning for Pinole Housing * Safety * Health * Environmental Justice We Need to Hear from You!



Land Planning for Pinole Housing * Safety * Health * Environmental Justice We Need to Hear from You!



Land Planning for Pinole Housing * Safety * Health * Environmental Justice We Need to Hear from You!

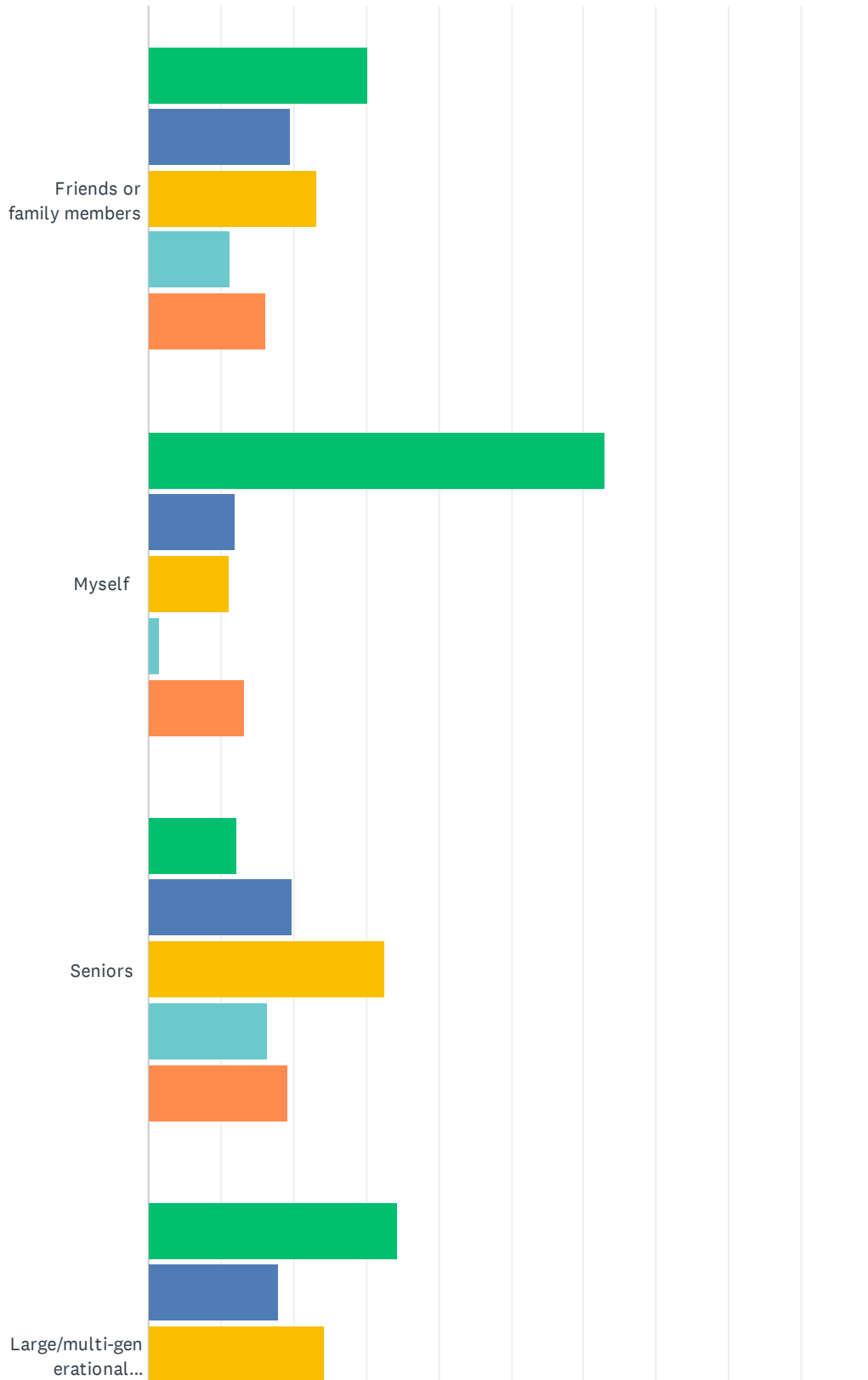


Land Planning for Pinole Housing * Safety * Health * Environmental Justice We Need to Hear from You!

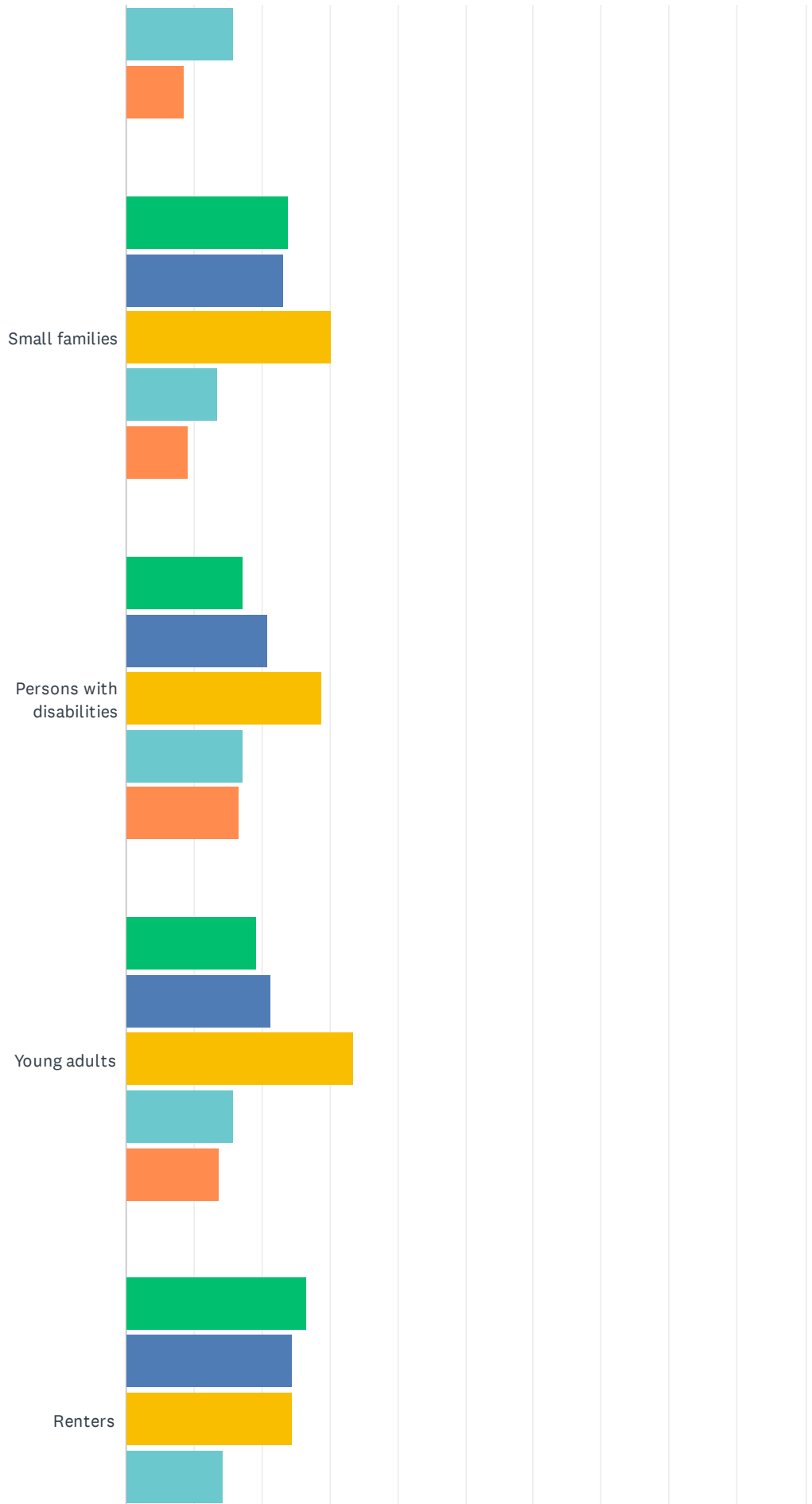
	NOT CONCERNED	SOMEWHAT CONCERNED	CONCERNED	VERY CONCERNED	EXTREMELY CONCERNED	TOTAL RESPONDENTS
Traffic	15.65% 23	25.17% 37	17.69% 26	21.09% 31	20.41% 30	147
Climate Change	18.88% 27	14.69% 21	20.98% 30	18.18% 26	27.27% 39	143
Availability of housing types	28.28% 41	23.45% 34	24.14% 35	13.79% 20	10.34% 15	145
Covid-19	27.40% 40	23.97% 35	28.08% 41	15.07% 22	6.16% 9	146
Access to quality schools and childcare	13.01% 19	9.59% 14	23.29% 34	26.03% 38	28.08% 41	146
Public Education	7.64% 11	9.03% 13	21.53% 31	27.08% 39	34.72% 50	144
Cost of housing	13.89% 20	11.11% 16	30.56% 44	23.61% 34	20.83% 30	144
Parking	34.25% 50	26.71% 39	22.60% 33	10.27% 15	7.53% 11	146
Crime and Public Safety	6.12% 9	19.73% 29	21.77% 32	21.77% 32	31.29% 46	147
Reliable Transportation	18.92% 28	26.35% 39	29.05% 43	13.51% 20	12.16% 18	148
Water Supply	8.78% 13	8.78% 13	27.70% 41	27.70% 41	27.70% 41	148
Homelessness	12.93% 19	21.09% 31	26.53% 39	21.09% 31	19.73% 29	147
Employment Opportunities	19.73% 29	21.77% 32	38.10% 56	12.93% 19	8.16% 12	147

Q2 Please indicate your level of concern about the following groups and their ability to find an affordable place to live in Pinole:

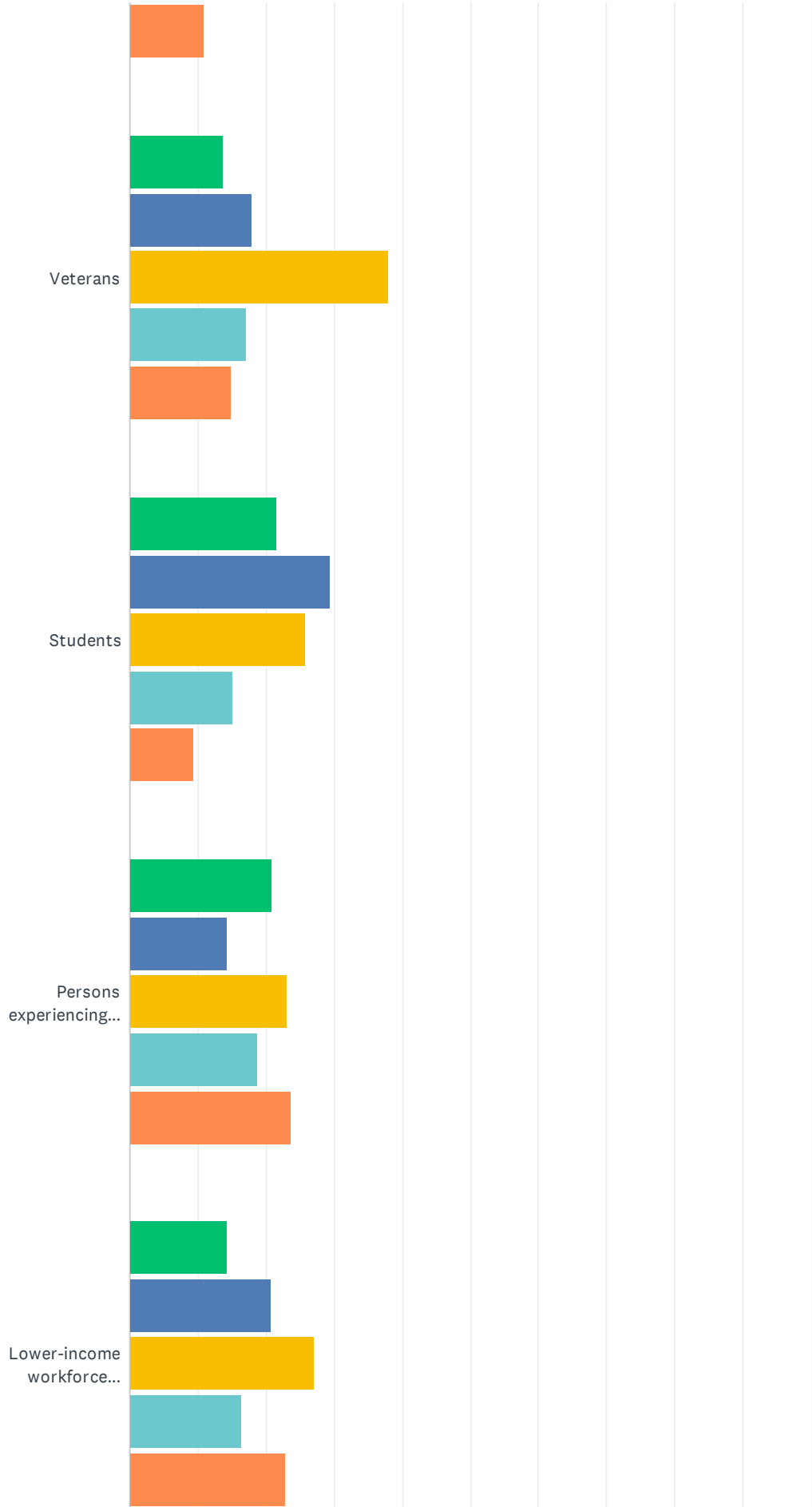
Answered: 144 Skipped: 5



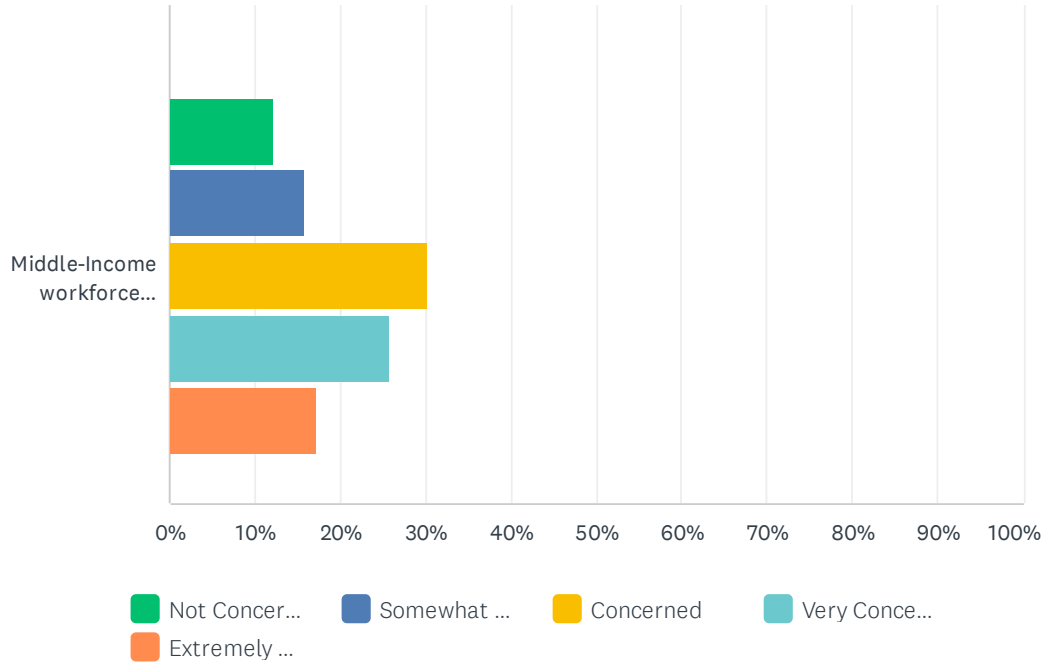
Land Planning for Pinole Housing * Safety * Health * Environmental Justice We Need to Hear from You!



Land Planning for Pinole Housing * Safety * Health * Environmental Justice We Need to Hear from You!



Land Planning for Pinole Housing * Safety * Health * Environmental Justice We Need to Hear from You!

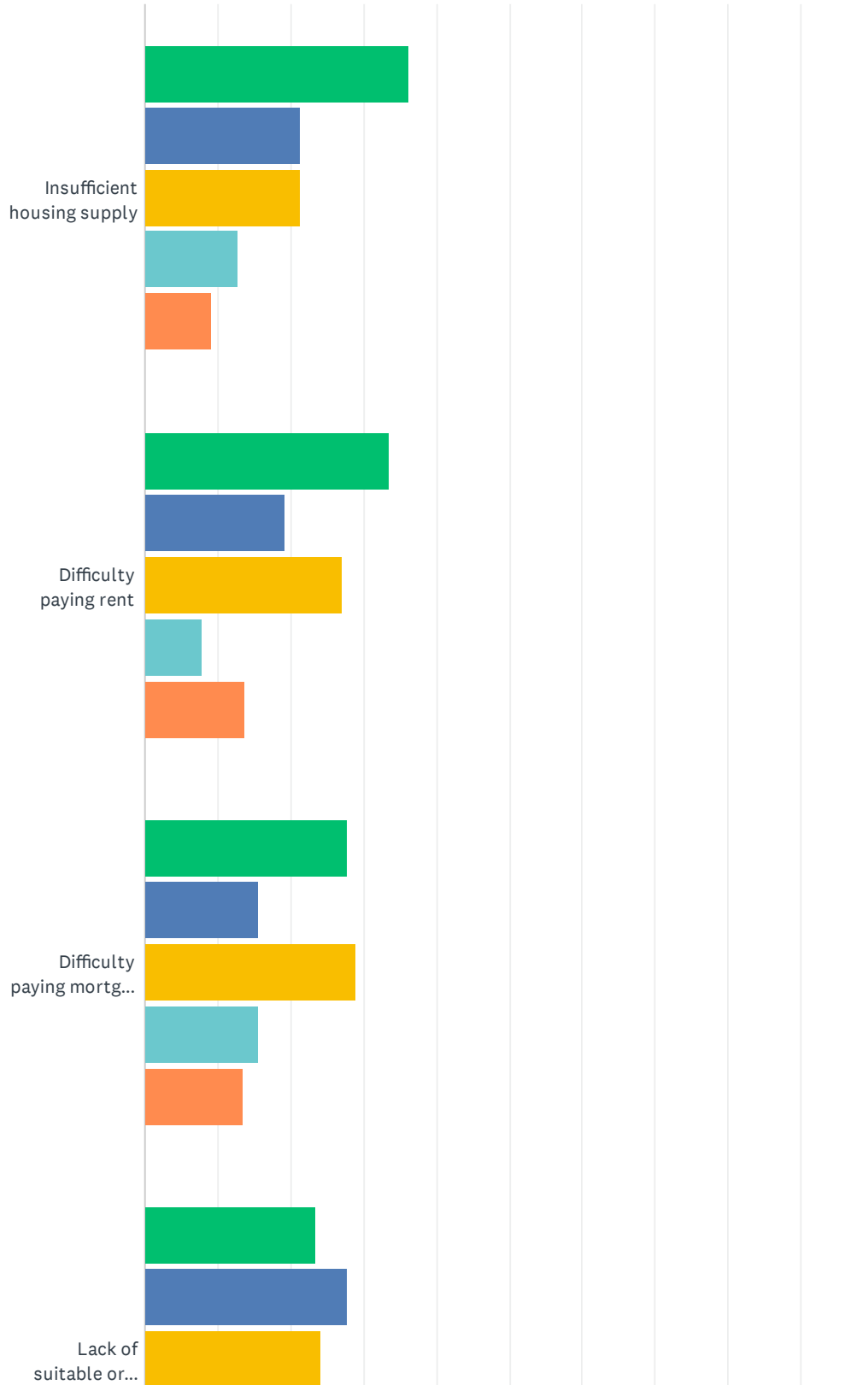


Land Planning for Pinole Housing * Safety * Health * Environmental Justice We Need to Hear from You!

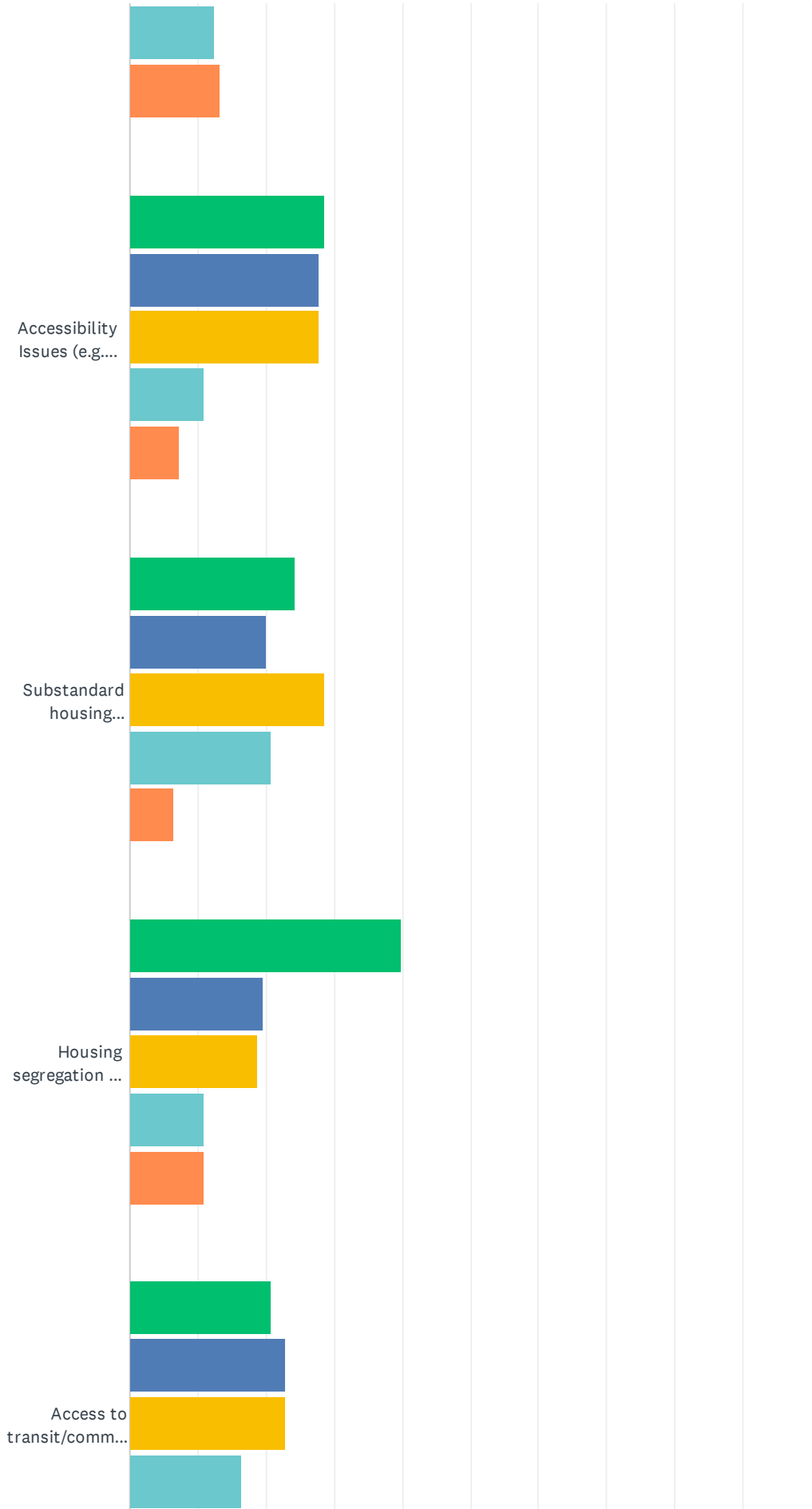
	NOT CONCERNED	SOMEWHAT CONCERNED	CONCERNED	VERY CONCERNED	EXTREMELY CONCERNED	TOTAL RESPONDENTS
Friends or family members	30.28% 43	19.72% 28	23.24% 33	11.27% 16	16.20% 23	142
Myself	62.94% 90	11.89% 17	11.19% 16	1.40% 2	13.29% 19	143
Seniors	12.06% 17	19.86% 28	32.62% 46	16.31% 23	19.15% 27	141
Large/multi-generational families (5+)	34.29% 48	17.86% 25	24.29% 34	15.71% 22	8.57% 12	140
Small families	23.94% 34	23.24% 33	30.28% 43	13.38% 19	9.15% 13	142
Persons with disabilities	17.27% 24	20.86% 29	28.78% 40	17.27% 24	16.55% 23	139
Young adults	19.29% 27	21.43% 30	33.57% 47	15.71% 22	13.57% 19	140
Renters	26.62% 37	24.46% 34	24.46% 34	14.39% 20	10.79% 15	139
Veterans	13.57% 19	17.86% 25	37.86% 53	17.14% 24	15.00% 21	140
Students	21.58% 30	29.50% 41	25.90% 36	15.11% 21	9.35% 13	139
Persons experiencing homelessness	20.86% 29	14.39% 20	23.02% 32	18.71% 26	23.74% 33	139
Lower-income workforce (e.g., food service, housecleaners, minimum wage workers)	14.29% 20	20.71% 29	27.14% 38	16.43% 23	22.86% 32	140
Middle-Income workforce (e.g., police officers, firefighters, teachers, healthcare workers)	12.23% 17	15.83% 22	30.22% 42	25.90% 36	17.27% 24	139

Q3 Please indicate your level of concern about the following housing issues in Pinole.

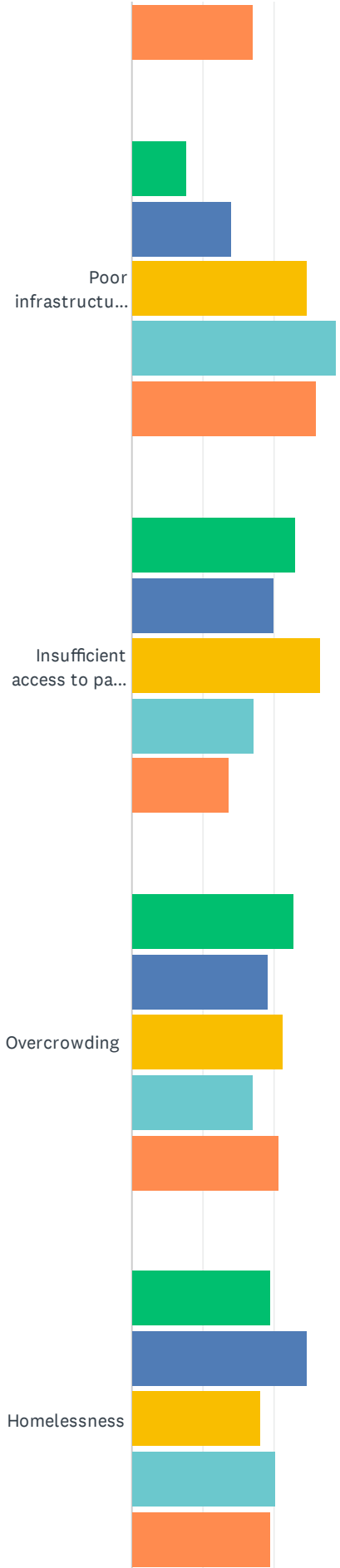
Answered: 144 Skipped: 5



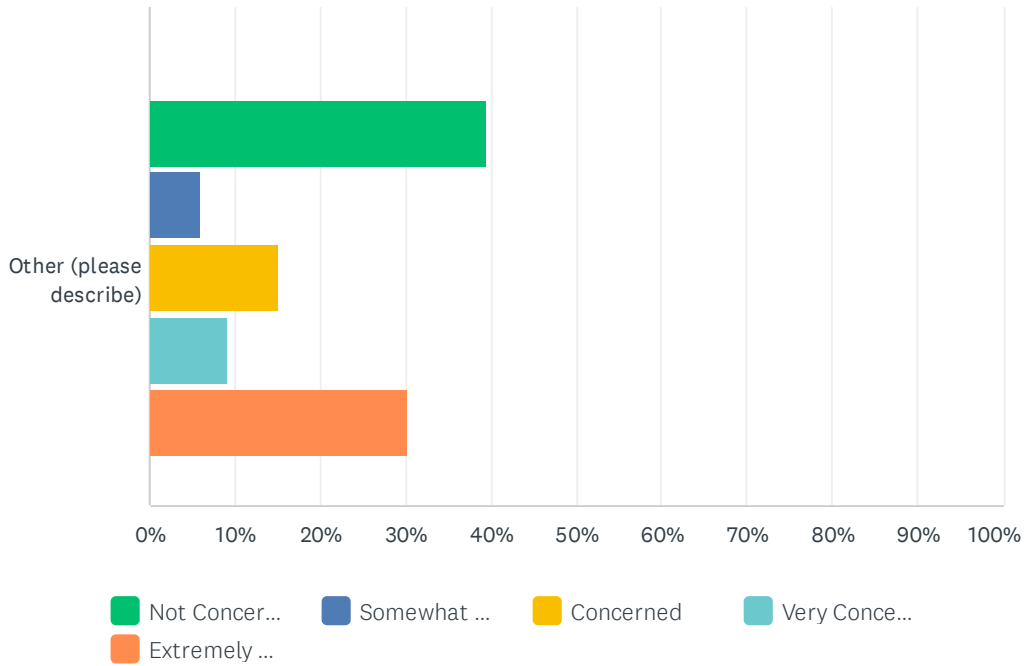
Land Planning for Pinole Housing * Safety * Health * Environmental Justice We Need to Hear from You!



Land Planning for Pinole Housing * Safety * Health * Environmental Justice We Need to Hear from You!



Land Planning for Pinole Housing * Safety * Health * Environmental Justice We Need to Hear from You!



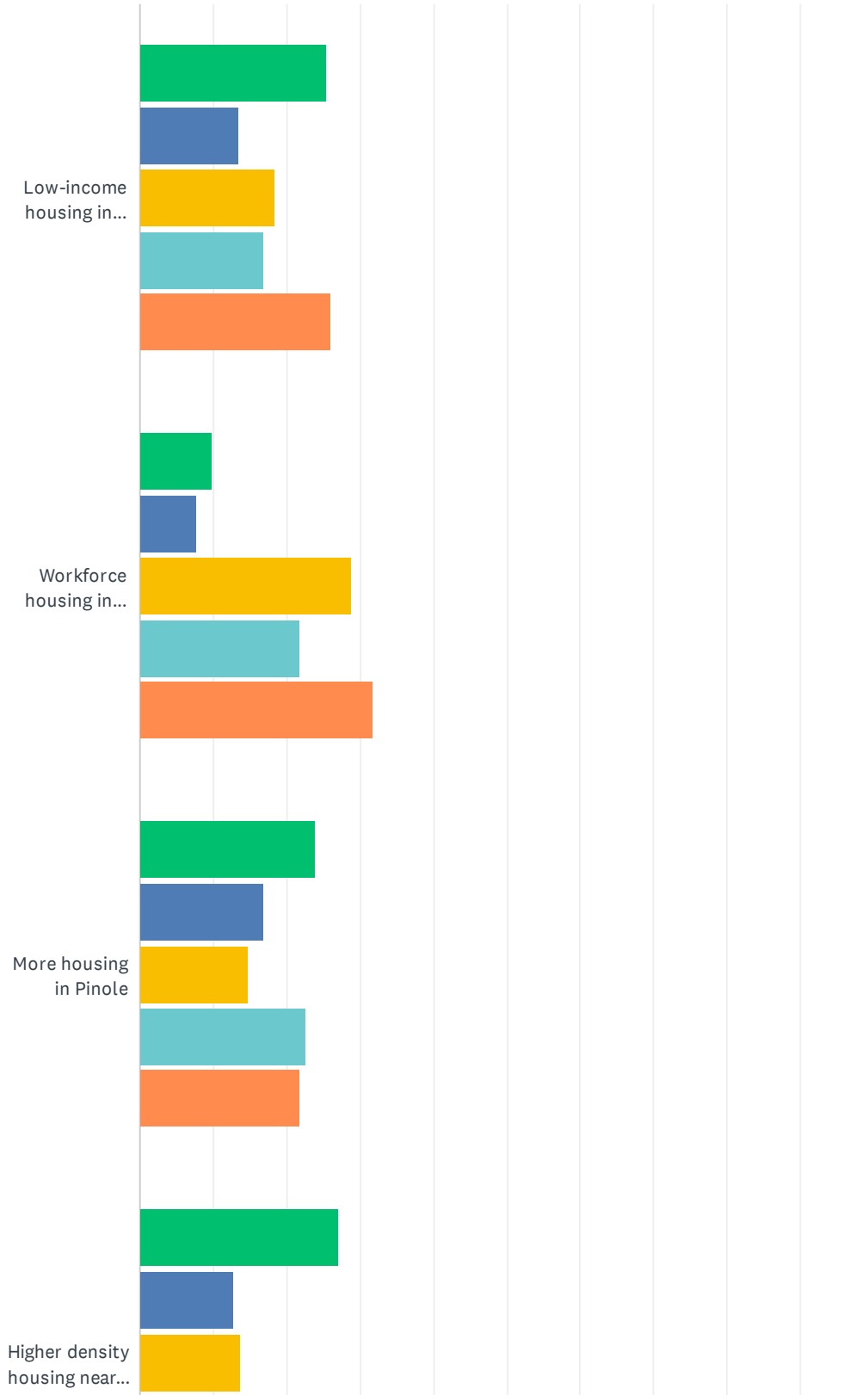
	NOT CONCERNED	SOMEWHAT CONCERNED	CONCERNED	VERY CONCERNED	EXTREMELY CONCERNED	TOTAL RESPONDENTS
Insufficient housing supply	36.17% 51	21.28% 30	21.28% 30	12.77% 18	9.22% 13	141
Difficulty paying rent	33.57% 47	19.29% 27	27.14% 38	7.86% 11	13.57% 19	140
Difficulty paying mortgage and/or down-payment	27.66% 39	15.60% 22	29.08% 41	15.60% 22	13.48% 19	141
Lack of suitable or needed housing type (size, senior)	23.36% 32	27.74% 38	24.09% 33	12.41% 17	13.14% 18	137
Accessibility Issues (e.g., need for ramps, elevator, etc.)	28.47% 39	27.74% 38	27.74% 38	10.95% 15	7.30% 10	137
Substandard housing quality/maintenance	24.29% 34	20.00% 28	28.57% 40	20.71% 29	6.43% 9	140
Housing segregation and discrimination	39.86% 55	19.57% 27	18.84% 26	10.87% 15	10.87% 15	138
Access to transit/commute times	20.71% 29	22.86% 32	22.86% 32	16.43% 23	17.14% 24	140
Poor infrastructure in neighborhoods (streetlights, sidewalks, roadways, etc.)	7.75% 11	14.08% 20	24.65% 35	28.87% 41	26.06% 37	142
Insufficient access to parks or open space	23.02% 32	20.14% 28	26.62% 37	17.27% 24	13.67% 19	139
Overcrowding	22.86% 32	19.29% 27	21.43% 30	17.14% 24	20.71% 29	140
Homelessness	19.57% 27	24.64% 34	18.12% 25	20.29% 28	19.57% 27	138
Other (please describe)	39.39% 13	6.06% 2	15.15% 5	9.09% 3	30.30% 10	33

Land Planning for Pinole Housing * Safety * Health * Environmental Justice We Need to Hear from You!

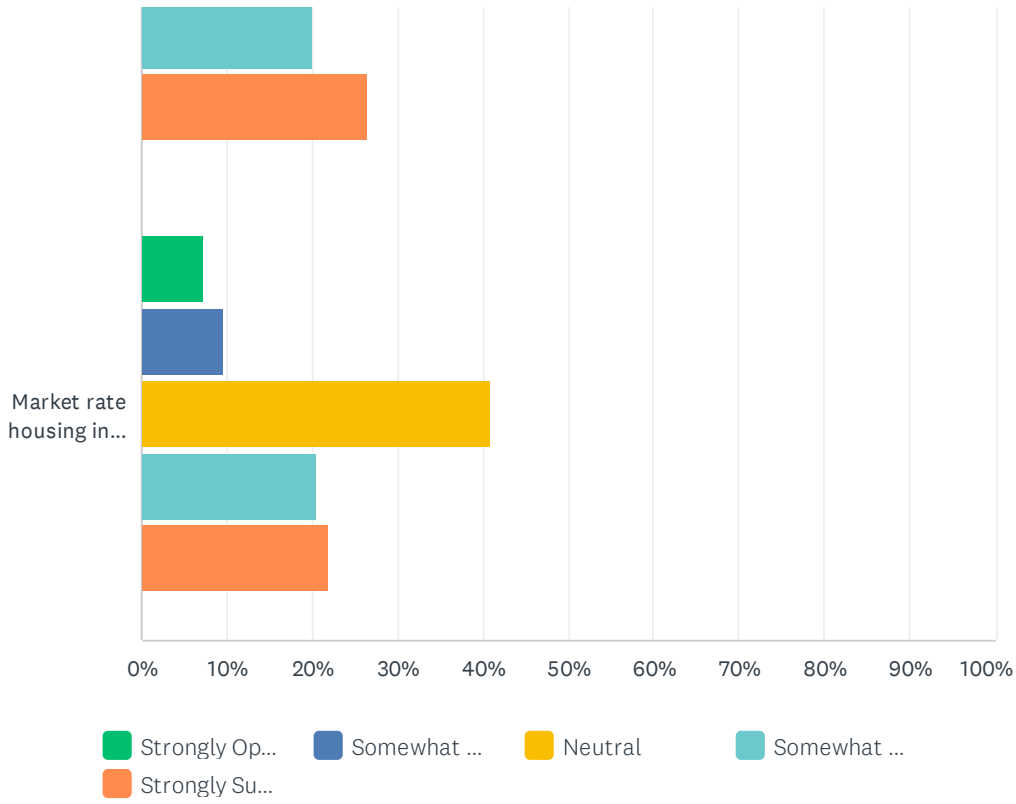
#	OTHER (PLEASE SPECIFY)	DATE
1	maintenance of existing facilities	8/2/2022 8:00 AM
2	I'm not sure how I feel about ADU's there are pros and cons. Predesigned plans will make Pinole look like a cookie cutter community (it already is to some degree) Rent control only for multiple units if that.	8/2/2022 12:37 AM
3	Roads and Infrastructure	7/26/2022 5:53 PM
4	housing sustainability - zoning should encourage smaller units and lots, solar/efficiency incentives	7/23/2022 11:52 AM
5	Roads need maintenance - poor condition	7/13/2022 6:25 PM
6	Our streets need turnabouts to stop all of the people doing donuts in the intersections; especially on Tara Hills Drive	7/10/2022 11:27 AM
7	Code enforcement lacking	7/7/2022 1:28 PM
8	City tearing down green spaces to make way for commercial/ housing properties: very concerned	6/18/2022 6:48 AM
9	Destroying open space (nature) for commercial development	6/17/2022 9:02 AM
10	Crime	6/15/2022 7:47 PM
11	Pedestrian safety, especially on Pinole Valley Road by Ellerhorst Elementary.	6/14/2022 11:25 AM
12	Crime, shootings, vandalism, speeders, traffic backups on Pinole valley road; poor deplorable condition of dog park n lack of walking n hiking trail in Pinole valley	6/9/2022 7:23 PM

Q4 Using the scale of 1 = Strongly Oppose and 5 = Strongly Support, please indicate your level of support for each of the following in Pinole:

Answered: 143 Skipped: 6



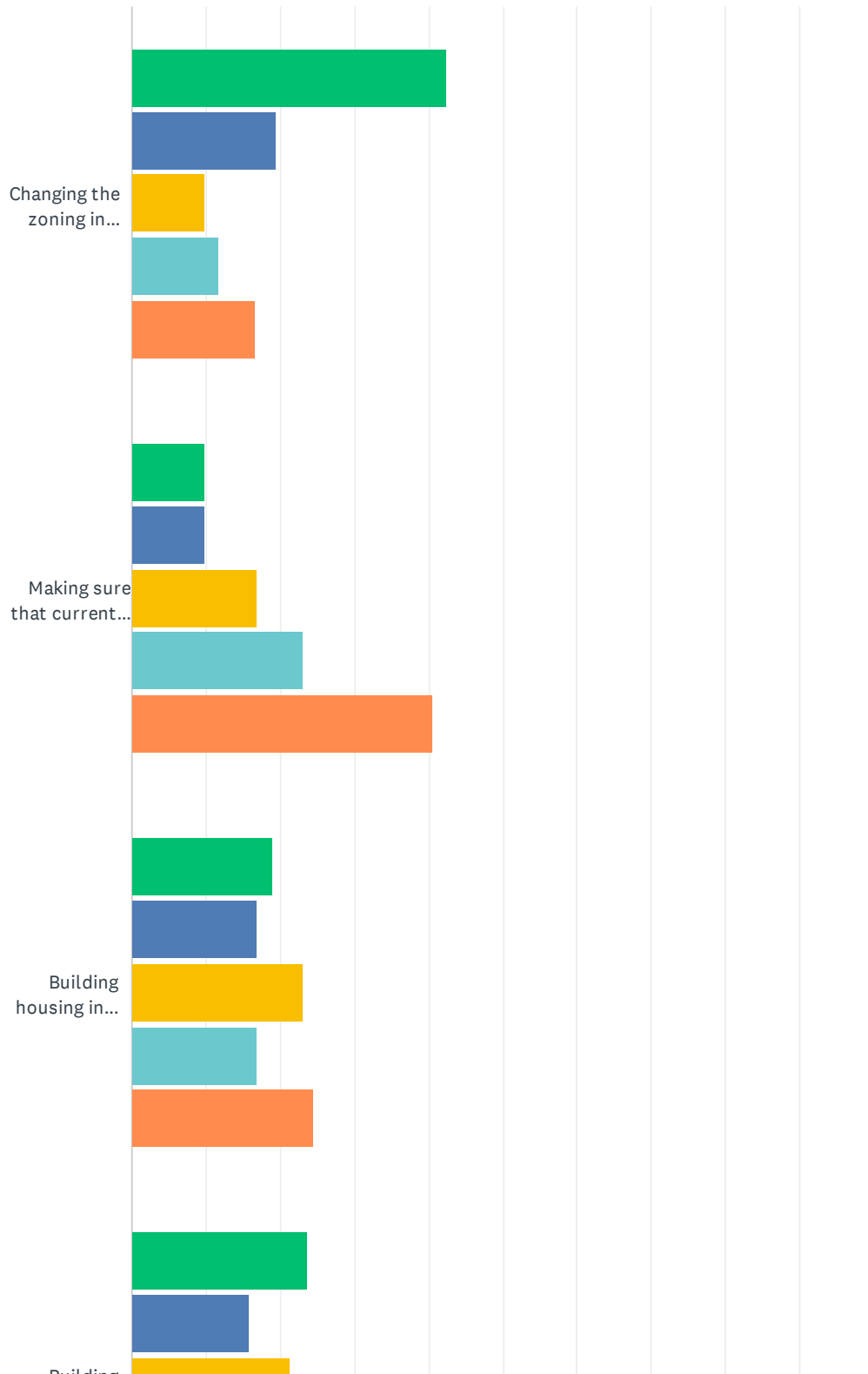
Land Planning for Pinole Housing * Safety * Health * Environmental Justice We Need to Hear from You!



	STRONGLY OPPOSE	SOMEWHAT OPPOSE	NEUTRAL	SOMEWHAT SUPPORT	STRONGLY SUPPORT	TOTAL
Low-income housing in Pinole	25.35% 36	13.38% 19	18.31% 26	16.90% 24	26.06% 37	142
Workforce housing in Pinole	9.86% 14	7.75% 11	28.87% 41	21.83% 31	31.69% 45	142
More housing in Pinole	23.94% 34	16.90% 24	14.79% 21	22.54% 32	21.83% 31	142
Higher density housing near jobs and transit in Pinole	27.14% 38	12.86% 18	13.57% 19	20.00% 28	26.43% 37	140
Market rate housing in Pinole	7.30% 10	9.49% 13	40.88% 56	20.44% 28	21.90% 30	137

Q5 Next you will read a list of potential proposals around housing policy in Pinole. Using the scale of 1 = Strongly Oppose and 5 = Strongly Support, please indicate your level of support.

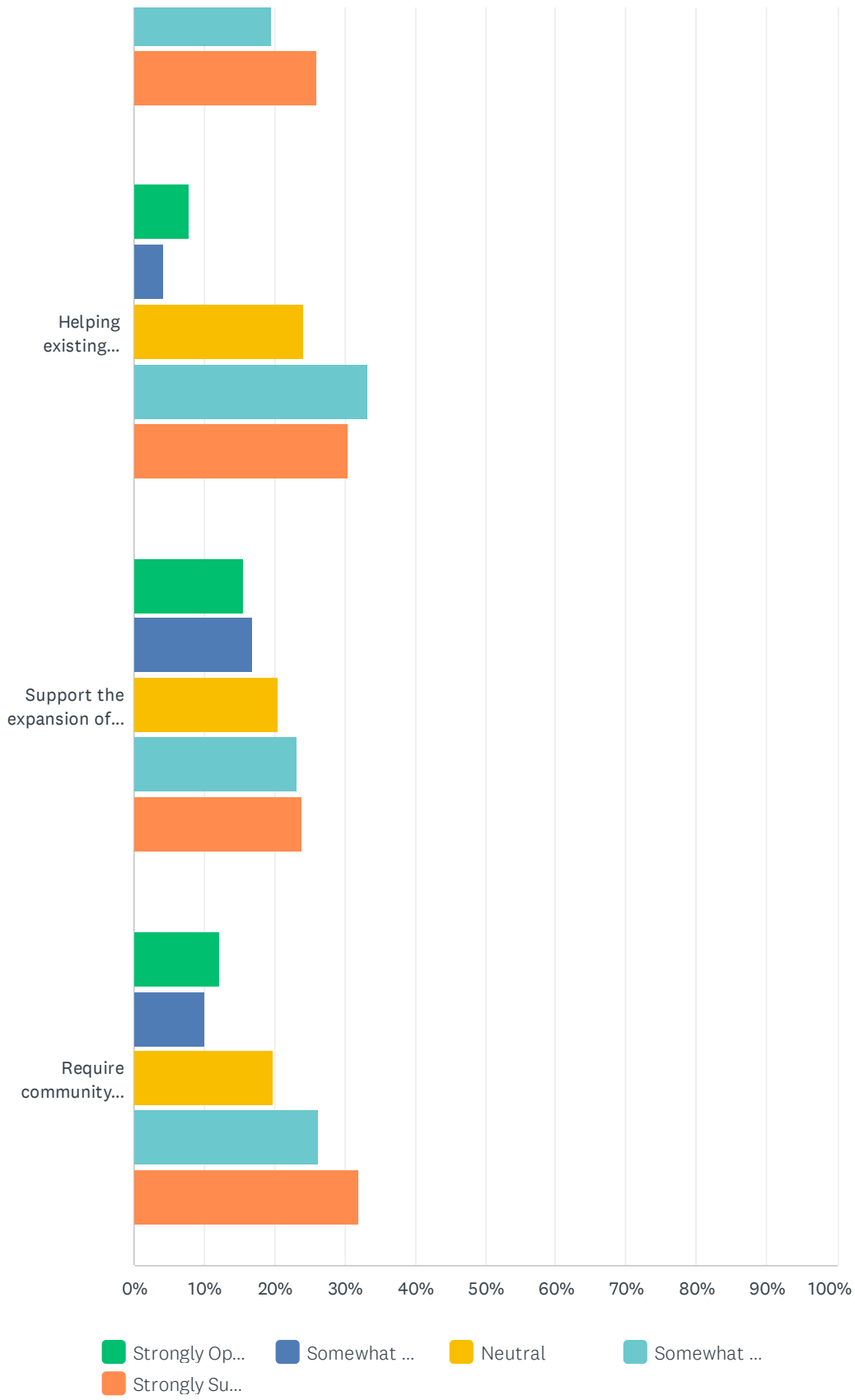
Answered: 145 Skipped: 4



Land Planning for Pinole Housing * Safety * Health * Environmental Justice We Need to Hear from You!



Land Planning for Pinole Housing * Safety * Health * Environmental Justice We Need to Hear from You!

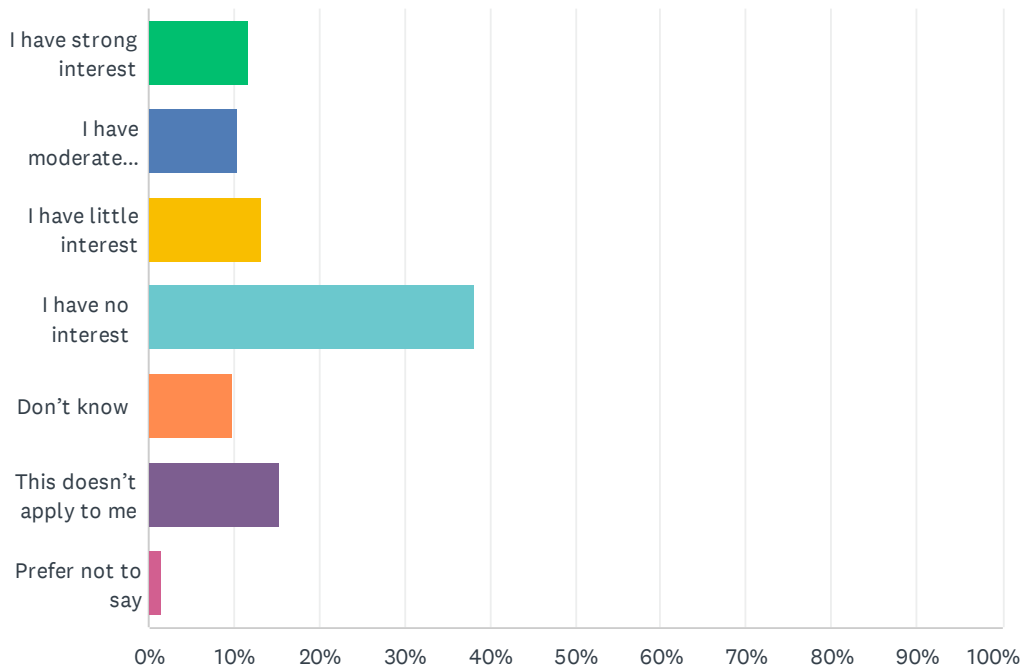


Land Planning for Pinole Housing * Safety * Health * Environmental Justice We Need to Hear from You!

	STRONGLY OPPOSE	SOMEWHAT OPPOSE	NEUTRAL	SOMEWHAT SUPPORT	STRONGLY SUPPORT	TOTAL	WEIGHTED AVERAGE
Changing the zoning in single family home neighborhoods to allow duplexes, triplexes, and fourplexes	42.36% 61	19.44% 28	9.72% 14	11.81% 17	16.67% 24	144	2.41
Making sure that current affordable housing continues to stay affordable to those who need it	9.79% 14	9.79% 14	16.78% 24	23.08% 33	40.56% 58	143	3.75
Building housing in areas that are already zoned for commercial office development	18.88% 27	16.78% 24	23.08% 33	16.78% 24	24.48% 35	143	3.11
Building housing in areas that are already zoned for retail development	23.57% 33	15.71% 22	21.43% 30	15.00% 21	24.29% 34	140	3.01
Protecting tenants and low-income communities from unjust evictions and limiting annual rent increases	16.78% 24	11.89% 17	19.58% 28	19.58% 28	32.17% 46	143	3.38
Creating more housing by streamlining the approval process, making it faster and easier to build more housing at all income levels	18.44% 26	14.89% 21	13.48% 19	22.70% 32	30.50% 43	141	3.32
Requiring a greater percentage of affordable housing units in new market-rate developments	21.99% 31	14.18% 20	17.02% 24	18.44% 26	28.37% 40	141	3.17
Providing access to low-cost pre-designed plans for Accessory Dwelling Units	19.72% 28	10.56% 15	23.94% 34	19.72% 28	26.06% 37	142	3.22
Helping existing residents find housing that better fits their needs so they can stay in Pinole	7.80% 11	4.26% 6	24.11% 34	33.33% 47	30.50% 43	141	3.74
Support the expansion of transitional, supportive, or other emergency housing types for people experiencing homelessness	15.49% 22	16.90% 24	20.42% 29	23.24% 33	23.94% 34	142	3.23
Require community amenities in new housing developments (e.g., on-site child-care, community meeting rooms, open space)	12.06% 17	9.93% 14	19.86% 28	26.24% 37	31.91% 45	141	3.56

Q6 New California State Law (Senate Bill 9) requires cities to permit a lot split and/or the addition of a second primary dwelling unit on a lot via an over-the-counter approval. How likely or interested are you to add a primary or secondary dwelling unit on your property within the next 8 years?

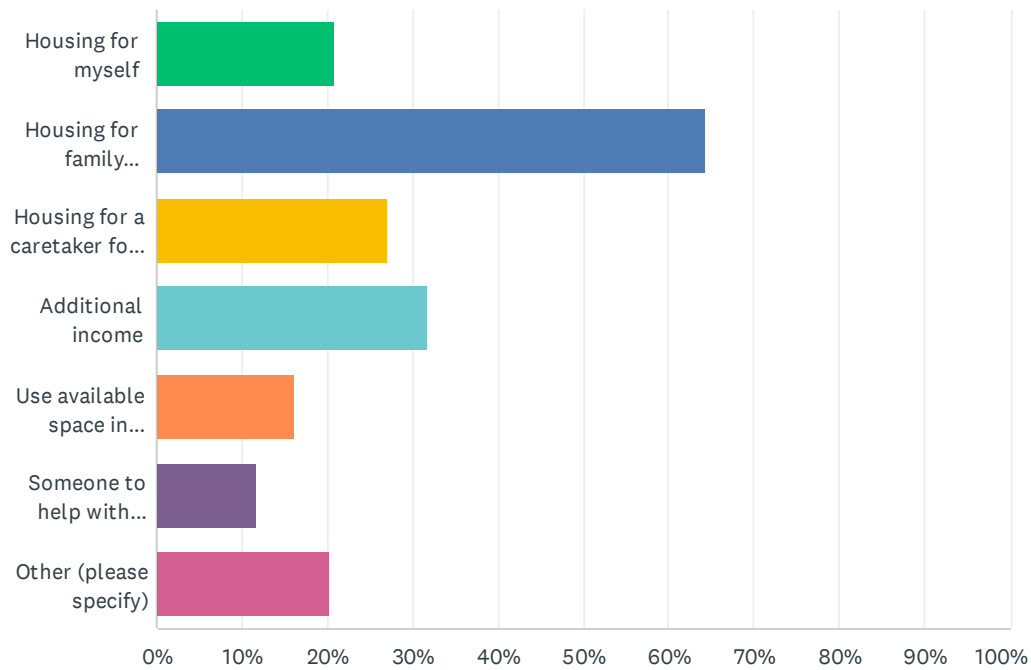
Answered: 144 Skipped: 5



ANSWER CHOICES	RESPONSES
I have strong interest	11.81% 17
I have moderate interest	10.42% 15
I have little interest	13.19% 19
I have no interest	38.19% 55
Don't know	9.72% 14
This doesn't apply to me	15.28% 22
Prefer not to say	1.39% 2
TOTAL	144

Q7 Accessory dwelling units (ADUs) are small living spaces on single-family home lots that can be rented. They can be a room in or a new addition to an existing home, or separate building on the same lot. They can provide additional income to homeowners, housing for parents, adult children, single persons and small families. Please select all the reasons you would consider owning or constructing an ADU:

Answered: 129 Skipped: 20



ANSWER CHOICES	RESPONSES
Housing for myself	20.93% 27
Housing for family (parents, adult children, siblings, etc)	64.34% 83
Housing for a caretaker for myself or my household	27.13% 35
Additional income	31.78% 41
Use available space in existing home	16.28% 21
Someone to help with property maintenance or companionship	11.63% 15
Other (please specify)	20.16% 26
Total Respondents: 129	

#	OTHER (PLEASE SPECIFY)	DATE
1	I live in a condo and this does not apply to me	8/2/2022 8:00 AM
2	I can see these turning into urban blight (I date myself w certain terms I refer to); pre approved	8/2/2022 12:37 AM

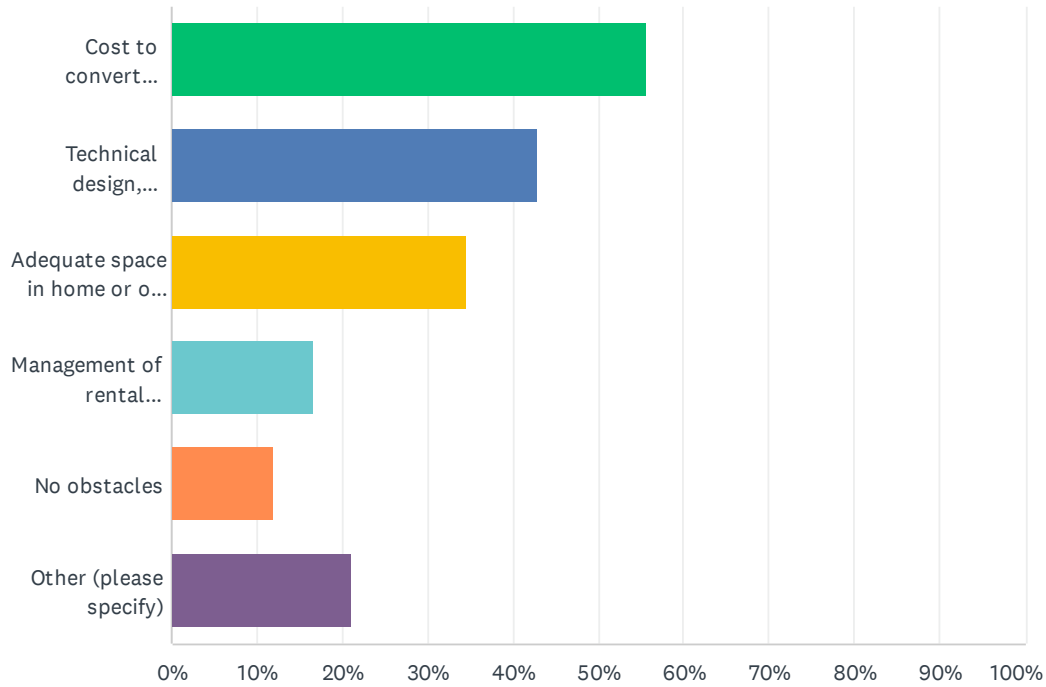
Land Planning for Pinole Housing * Safety * Health * Environmental Justice We Need to Hear from You!

low cost plans means owners will be forced to use someone else's idea of an ADU but not be afforded the low cost option if they have a different plan/idea.

3	n/a	7/26/2022 5:53 PM
4	None	7/22/2022 2:28 PM
5	Not a consideration	7/22/2022 2:13 PM
6	No interest	7/13/2022 6:25 PM
7	Not interested	6/26/2022 10:52 AM
8	Guest room	6/18/2022 6:48 AM
9	Don't want this in my neighborhood	6/15/2022 7:47 PM
10	None, it's too crowded here already.	6/15/2022 3:20 AM
11	None	6/14/2022 11:25 AM
12	Not interested	6/13/2022 11:35 AM
13	Not interested	6/10/2022 2:49 PM
14	Xxc	6/9/2022 8:48 PM
15	I would not consider constructing an ADU	6/8/2022 12:13 PM
16	not interested	6/4/2022 10:00 AM
17	None	5/31/2022 2:26 PM
18	No interest	5/20/2022 4:19 PM
19	I strongly oppose ADUs	5/20/2022 1:58 PM
20	I do not support ADU units on property zone for single family home lots.	5/17/2022 5:24 PM
21	None of the above	5/16/2022 9:46 AM
22	Not interested in this, PERIOD!	5/16/2022 7:30 AM
23	N/a	5/11/2022 12:57 PM
24	N/A	5/9/2022 9:59 AM
25	not interested in an ADU at this time	5/7/2022 11:42 AM
26	Wouldn't consider it.	5/6/2022 2:19 PM

Q8 Please choose what obstacles may prevent you from building an ADU on your property (select all that apply):

Answered: 133 Skipped: 16



ANSWER CHOICES	RESPONSES
Cost to convert existing space or build an addition	55.64% 74
Technical design, construction and permitting	42.86% 57
Adequate space in home or on property for an ADU	34.59% 46
Management of rental (contract, lease, advertising, collection, taxes)	16.54% 22
No obstacles	12.03% 16
Other (please specify)	21.05% 28
Total Respondents: 133	

#	OTHER (PLEASE SPECIFY)	DATE
1	memeber of an HOA and don't have the authority to build	8/2/2022 8:00 AM
2	ADU's most likely will be rentals; It will cost the city a lot of money to keep an oversight of these rental units; who gets and ADU and who does not if on a block there are 10 people owners wanting to put on in? How easily could Pinole become predominantly rental population.	8/2/2022 12:37 AM
3	No interest	7/13/2022 6:25 PM
4	I own a Townhouse, no room for such a unit	7/10/2022 11:27 AM
5	Not interested	6/26/2022 10:52 AM

Land Planning for Pinole Housing * Safety * Health * Environmental Justice We Need to Hear from You!

6	Concerned renters will stop paying rent and I won't be allowed to evict them	6/19/2022 9:27 AM
7	Don't want this in my neighborhood	6/15/2022 7:47 PM
8	Not interested	6/13/2022 11:35 AM
9	No need	6/13/2022 7:48 AM
10	Not interested	6/10/2022 2:49 PM
11	PG&E easement	5/31/2022 3:09 PM
12	Existing Association's Board of Directors Make-up	5/23/2022 12:32 PM
13	It's the cost and the process I can't afford to build a unit that costs 200,000 dollars	5/20/2022 5:59 PM
14	No interest	5/20/2022 4:19 PM
15	I strongly oppose ADUs	5/20/2022 1:58 PM
16	I do not support ADU units on property zone for single family home lots.	5/17/2022 5:24 PM
17	Working with the city of Pinole is time-consuming and aggravating. Plus, it's very expensive.	5/16/2022 5:46 PM
18	Do not want to	5/16/2022 9:46 AM
19	I don't own a home	5/11/2022 7:38 PM
20	NA	5/11/2022 12:57 PM
21	the permit is outrageous!	5/10/2022 7:16 PM
22	In a townhome association	5/9/2022 9:59 AM
23	Time it takes to receive a permit	5/7/2022 2:57 PM
24	Building permit costs	5/7/2022 1:49 PM
25	HOA restrictions	5/7/2022 7:09 AM
26	Not allowed by HOA	5/6/2022 5:07 PM
27	Would never do this.	5/6/2022 2:19 PM
28	Do not own	5/6/2022 12:32 PM

Q9 Please describe any other considerations, policies, or programs the City should consider here:

Answered: 65 Skipped: 84

#	RESPONSES	DATE
1	With the growth of housing the city should keep a budget that allows for the support of all the services the growth requires: water, parking, sewer, traffic, etc.	8/2/2022 8:00 AM
2	I am concerned about the use of eminent domain and closing up of open areas with the rush to build, build, build. I would like to see some control over corporations (Zillow, Chase, Summer, etc. buying up land and housing in Pinole.	8/2/2022 12:37 AM
3	Traffic enforcement for speeders, stop sign runners in residential neighborhoods, where certain intersections are regularly affected. Helping us to get a regular(non-Kaiser) hospital back which is desperately needed since Doctors Medical Center closed	8/1/2022 8:05 PM
4	I would like to see the city have more events for local small business gatherings and marketplaces.	7/27/2022 5:39 PM
5	Improve our infrastructure and roads.	7/26/2022 5:53 PM
6	Park maintenance and improvements; increased funding for more police; improve schools; graffiti removal and weed abatement - this City looks awful especially near freeways	7/22/2022 2:28 PM
7	Park maintenance, city beautification (e.g., graffiti removal and weed abatement), increase in Police funding for more officers, pothole/road repair.	7/22/2022 2:13 PM
8	I underscore the need for a higher percentage of affordable units in new developments, i.e. a higher inclusionary housing policy	7/22/2022 11:29 AM
9	N/a	7/13/2022 6:25 PM
10	Safe places/shelter for women with children and LBTQIA, better open green spaces, better access (walkable) to wholesome food	7/12/2022 4:20 PM
11	City needs to appoint a daily cleaning crew to drive around Pinole streets and clean the debris. Pinole once was a clean and beautiful small city, it's not so much now	7/10/2022 11:27 AM
12	Docks open for boats	7/10/2022 6:19 AM
13	Stricter code enforcement on existing, or new, homes/residences to maintain quality community	7/7/2022 1:28 PM
14	Rent control!	7/1/2022 1:28 AM
15	Please incorporate solar panels on any new housing built in Pinole, especially if public funds are somehow used for such housing.	6/30/2022 4:09 PM
16	We need a hospital more than any more housing.	6/26/2022 11:31 AM
17	Make sure pinole is not only area to accommodate affordable housing. Would like to see it in affluent zip codes, too	6/19/2022 9:27 AM
18	Avoid reducing green space near Pinole Park	6/18/2022 6:48 AM
19	Expand the parks and open spaces/nature/hills that surround Pinole. This is the best of our little city, supports and nourishes our environment, addresses climate change and makes Pinole a very special place to live.	6/17/2022 9:02 AM
20	Crime crime crime. More police. More firefighters.	6/15/2022 7:47 PM
21	Pinole is too crowded here already, there's constant noise and traffic and a bunch of new apartments are already being planned that will make it much, much worse.	6/15/2022 3:20 AM

Land Planning for Pinole Housing * Safety * Health * Environmental Justice We Need to Hear from You!

22	Pinole should prioritize creating a functional self-contained city with employment and plenty of amenities and small businesses instead of building excessive housing to subsidize the workforces of other larger, richer communities that refuse to build their own housing to support their own workers. We don't want to be just a commuter/bedroom community and 80 is already an absolute nightmare during commute times without a huge influx of new residents. The only housing I am in favor of is Senior housing because that would allow older folks to sell their big homes to new families without needing to leave our community.	6/14/2022 11:25 AM
23	Slow down the population growth! The roadways are packed now. We don't need more population to bring in more cars!	6/10/2022 2:49 PM
24	Xxx	6/9/2022 8:48 PM
25	Cleaning up Bay Front Park by removing broken sidewalks and replacing with boulders like most bay towns use.	6/8/2022 8:55 PM
26	I think Pinole is getting crowded and doesn't need anymore people. Also the roads are terrible and the gas taxes too high.	6/8/2022 8:04 AM
27	consider the traffic problems if housing is built on the old Doctor's Hospital site	5/31/2022 6:00 PM
28	There should be fewer obstacles to walking and commuting in Pinole, not more. I really don't like to see developers block off public streets (like Jones Ave. and Alvarez Ave.) without even so much as a gate for pedestrian traffic. It also makes little sense to me to go to the effort and expense of installing and maintaining fences that prevent pedestrians from moving from one public area to another (such as the fence separating the sidewalk along Woodfield from the walking path along the east side of Pinole Creek). We should be making our neighborhoods more walkable and more livable, not less so. I really like the SF Bay Trail and the ways it is overcoming obstacles to walkability like railroads and freeways, and I'd like to see a lot more efforts like that.	5/31/2022 3:09 PM
29	Traffic and street improvements to support the efficient flow of vehicles while protecting bicyclists and walkers.	5/31/2022 2:26 PM
30	Pinole is an above average exceptional place to live. Pinole's elected and assigned government personnel must keep Pinole a uniquely positioned city above all other cities in the Bay Area. Above all else, maintain the credo "Pride in Pinole".	5/31/2022 11:08 AM
31	The city looks dilapidated. The signs are old, there's weeds and trash on the off ramps. Let's get it together and beautify Pinole. Also, no one wants low income residents that bring crime and problems here.	5/27/2022 12:53 PM
32	None	5/23/2022 12:32 PM
33	Keep Pinole the a gem of suburban living, by focusing on safety (not allowing criminals a handhold), services (keep lights, water, sewage, garbage for demand), and do not let the city get greedy and promote doing what ethical (not sell out).	5/20/2022 8:19 PM
34	I would like to see more housing in pinole and more higher paying jobs. I am concerned about what would happen if one of the refineries catches fire.	5/20/2022 8:18 PM
35	1. Walkability -Pinole has no bike lanes, dangerous roads, and sidewalks that are unmanaged. This makes the city hard to walk around in. 2. Lack of local businesses- there is a lack of diverse businesses in Pinole, how many hair salons, insurance companies, and real estate businesses do we need in one town? Also we need support for mom and pop businesses not big box chain stores it gives these kind of businesses would give the town character and also support locals. 3. Beautification -Too many empty lots down town and strange abandoned places. There literally a car/boat storage place that takes up a lot of space down town that could be a park or something for the community.	5/20/2022 5:59 PM
36	Open the valley fire station to provide support to the valley residences to eliminate an Oakland Hills or Loma Preto event. In any major disaster our neighboring cities are gonna be too busy with their own to help us. If the freeway overpasses go down how will the downtown station get to the other side of the freeway to save the residence of the Valley?	5/20/2022 3:45 PM
37	Public safety, street cleanliness, maintenance of road and sidewalks. So far I feel Pinole has done an amazing job in these areas	5/20/2022 1:58 PM
38	Homeless people have to be somewhere. Can't just kick them out of places. Put dumpsters in	5/20/2022 10:35 AM

Land Planning for Pinole Housing * Safety * Health * Environmental Justice We Need to Hear from You!

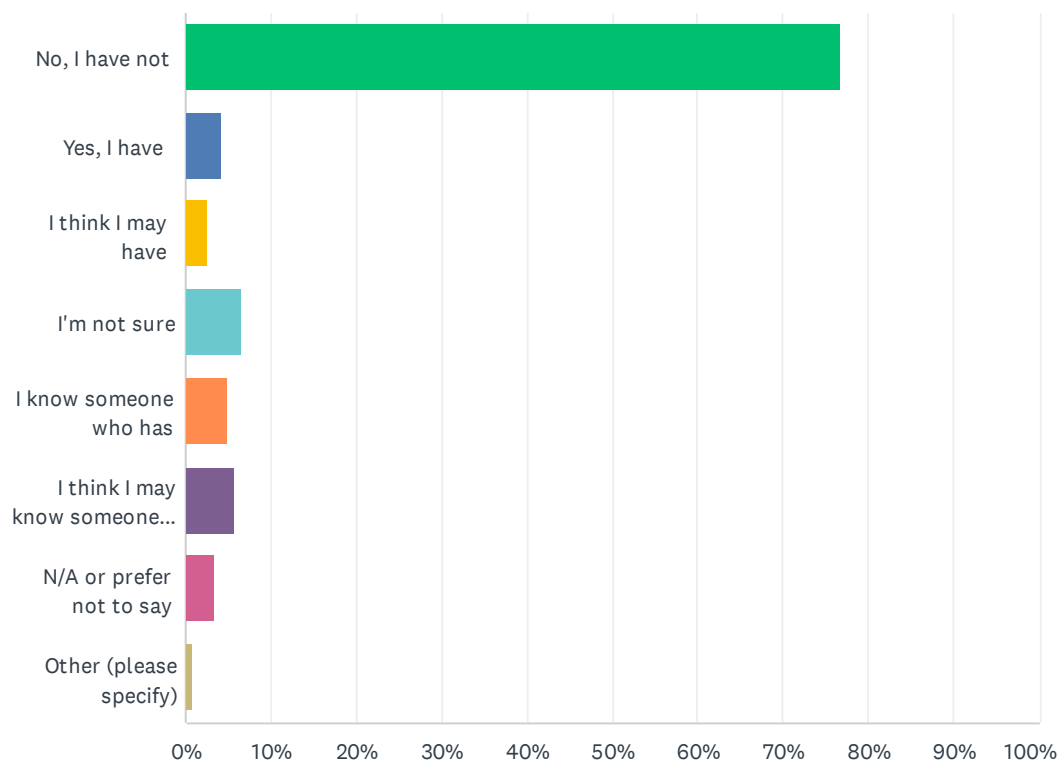
	encampments. Find transitional housing in unused warehouses.	
39	Making the permitting process easier for ADU's and adding extra rooms to an existing house	5/17/2022 1:20 PM
40	We desperately need a hospital in our area!!	5/16/2022 5:46 PM
41	Pinole needs urgent care facilities or a hospital. I have to travel to Berkeley or Concord for a hospital or emergency care.	5/16/2022 4:26 PM
42	Life safety! Fire Department is woefully understaffed, only 1 station & inadequate staffing! Below ISO safety standards!	5/16/2022 7:30 AM
43	More retail stores to increase sales tax revenues	5/14/2022 3:13 PM
44	If housing were to be built, I think aesthetics should be a significant focus as well to cost. we the people know when things are obviously being gentrified, pinole has a small-town aesthetic that feels lively and comfortable and housing should resemble the vibe of our community, we are not city dwellers. Keep a bit of the victorian style in housing, people who always visit Pinole comment how cute our city is so why not embrace it, let's not be a major city but we have a lot of just empty office spaces taking up space that could be apartments. Another concern I have is losing a lot of just plain open space, a healthy balance of just having a small plain of grass with no buildings on it. What I like about pinole is that there are nice hidden spots where you can relax outdoors and not run into anyone, let's also focus on keeping open areas. Sincerely, just a young adult who has lived here and attended school here.	5/11/2022 7:38 PM
45	Reducing crime in shopping areas (car break in)	5/11/2022 12:57 PM
46	A Town Plaza/square to replace the Community Corner.	5/10/2022 5:15 PM
47	Safety from fire. The whole area across from the ellerhorst school is a fire trap waiting to happen.	5/9/2022 7:28 PM
48	Please do not approve more housing near Pinole Valley High School. It's already congested and parking already difficult for homeowners and renters, especially during school hours. Drivers are reckless.	5/9/2022 7:24 PM
49	Parking issues	5/9/2022 4:44 PM
50	Community meetings to discuss the government overreach and how to share individual research/awareness about the lack of mainstream media to give both sides to giant issues. The people deserve learning from those who are open to discuss and offer factual data. I don't mean political, for example; sharing by the very group of scientists/doctors/nurses/activists who are not in it for the money. The American people in every city, state deserve the truth. We also need truth about climate change. I am in favor of taking care of mother earth as much as any person in this country. I am very aware of how a certain agenda is affecting what we hear and limiting what we are able to listen to. You did not include	5/9/2022 2:34 PM
51	There aren't condos/cottages that seniors can move in to. IE Sell our larger home and purchase condo/cottage and stay in the area live in now. Senior apartments are being built but we don't want to rent we want to own.	5/9/2022 9:59 AM
52	Safety and crime rate in our area.	5/8/2022 9:38 PM
53	lack of adequate parking in congested neighborhoods, HOA rules preventing garage conversions	5/8/2022 8:40 PM
54	More retail opportunities would certainly be welcome. Traffic congestion and speeding have both been issues.	5/7/2022 6:16 PM
55	I understand the city wants to build housing where the old Doctors Hospital and the old Kmart use to be and I'm concern with the amount of traffic that's going to come with the hundreds of units that plan to be build there since the traffic affects the same streets and freeway entrances on Appian Way.	5/7/2022 5:43 PM
56	Put a red light runner at Fitzgerald/Appian/Sarah. It's horrible! Mainly people coming from Fitzgerald making a left. It's horrible. And you really need to think about the traffic implications with housing where a hospital to exist.	5/7/2022 2:40 PM
57	Do not change any zoning without providing funds to the current owners to make those changes or re-zone commercial property to something unreasonable that devalues their	5/7/2022 1:49 PM

Land Planning for Pinole Housing * Safety * Health * Environmental Justice We Need to Hear from You!

	investment so that they are trapped	
58	No additional apartments on Pinole Valley road or in the valley.	5/6/2022 6:36 PM
59	The City needs to make downtown more inviting to INTERESTING BUSINESSES that are NOT NAIL SALONS!! Let's see some better restaurants/pizzerias/taprooms!! Look to Martinez! They have a "Public Market" (with an oyster bar, tap room, bakery and pasta maker) of sorts that would be very popular here. PLEASE make it more inviting to these kinds of businesses. Pinole is kinda ghetto with it's 25 nail salons and facial places. Also, maybe close off downtown to through traffic and make it a pedestrian zone. Finally, close that ugly eyesore of RV storage park by Bay Front park. Thank you	5/6/2022 6:01 PM
60	Parking of inoperable vehicles on private and public property including streets and yards!	5/6/2022 5:43 PM
61	Access to Hospital Emergency Room is a huge issue for Seniors	5/6/2022 5:07 PM
62	Please cover the sharp metal edges on slabs on the pinole valley road northbound lane between Ellerhorst and Downer streets. One has to risk tire damage or cross into head on traffic every time they pass. Also please extend the no parking red curb at pinole valley road and Rafaela so those turning south on Rafaela don't have to turn into a blind curve and oncoming traffic. This would allow visibility of oncoming traffic.	5/6/2022 4:25 PM
63	Non highway public transit. Let's make Pinole a streetcar suburb	5/6/2022 3:58 PM
64	Crime, Traffic, more police officers, more firefighters, overgrown vegetation that is a fire hazard.	5/6/2022 2:19 PM
65	Pinole needs more locally owned businesses that could be destination points for the surrounding communities (example: pear street bistro + east bay coffee). Less salons (all for locally owned salons but we have a lot of em), real estate and insurance brokers and more restaurants, bar/breweries, and coffee shops. No more strip mall and chain development commercial spaces. New large scale residential projects should include small commercial spaces as well and the city should promote and subsidize local small businesses to create more of a local community feel downtown. Finally the square downtown is a gross mess, we should plant a community California native garden in that space and develop the vacant space next to the bank to help beautify and bring ppl to the historic downtown area.	5/6/2022 12:53 PM

Q11 Illegal housing discrimination is when one or more of the following occurs based on a person’s race, national origin, color, age, familial status, religion, sex, or if they have children or a disability: Refusing, discouraging, or charging more to rent an apartment or buy a home. Discouraging a person from living where he or she wants to live, often by steering him or her to another property, neighborhood, or city. Refusing or discouraging the acquisition of a loan to buy, refinance, or access home equity through tactics that include charging more or providing less favorable terms than the market would otherwise dictate. Refusing, discouraging, or charging more for home insurance. Refusing to make a reasonable accommodation or refusing to allow a modification to make an apartment more accessible for a person with a disability. Predatory lending: unfair, misleading, deceptive, or fraudulent loan practices. Have you or someone you know ever encountered any of the forms of housing discrimination described above? (Please check all that apply)

Answered: 120 Skipped: 29



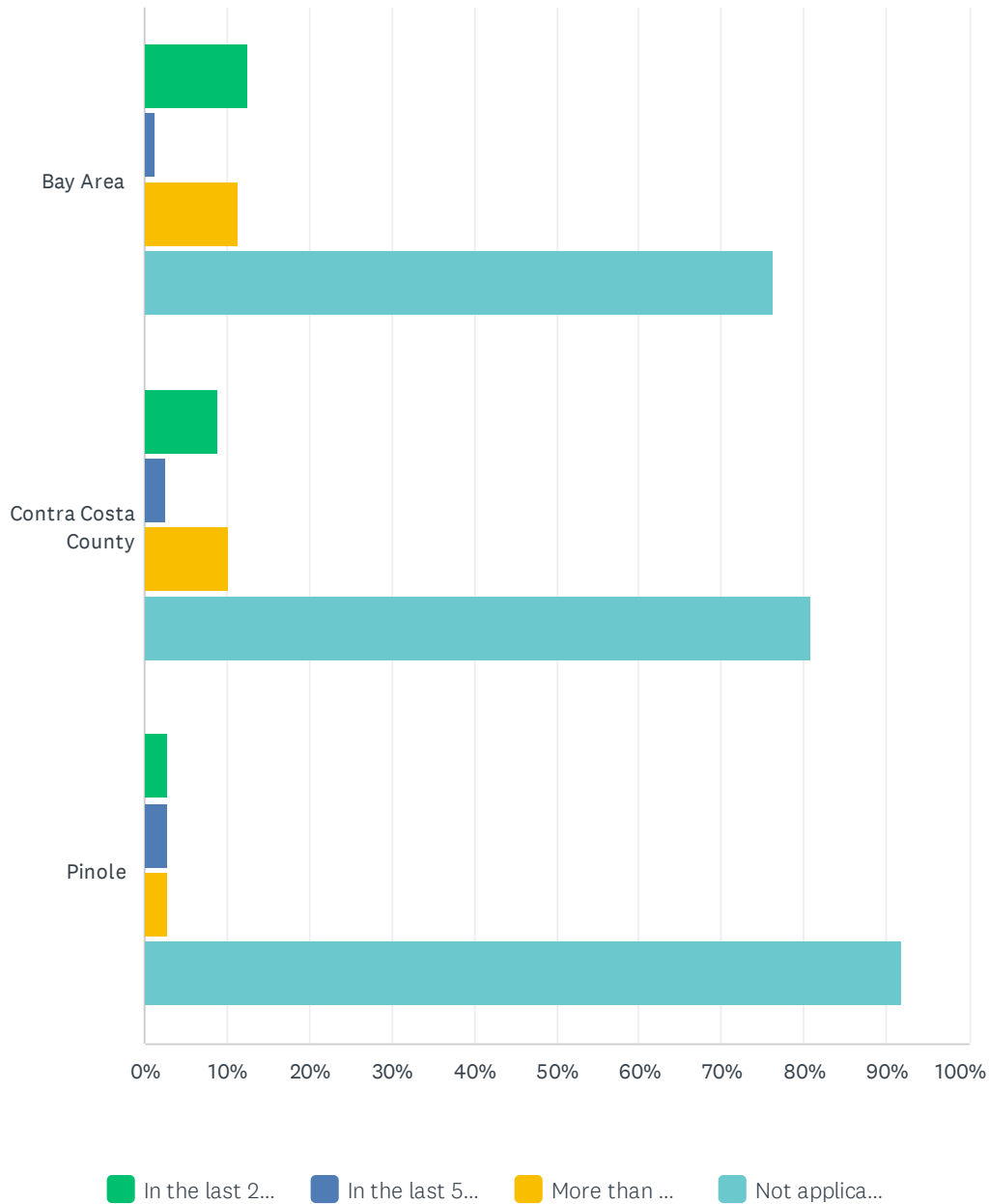
Land Planning for Pinole Housing * Safety * Health * Environmental Justice We Need to Hear from You!

ANSWER CHOICES	RESPONSES	
No, I have not	76.67%	92
Yes, I have	4.17%	5
I think I may have	2.50%	3
I'm not sure	6.67%	8
I know someone who has	5.00%	6
I think I may know someone who has	5.83%	7
N/A or prefer not to say	3.33%	4
Other (please specify)	0.83%	1
Total Respondents: 120		

#	OTHER (PLEASE SPECIFY)	DATE
1	Not me personally, but I'm an able, white guy. I'm pretty sure discrimination is happening to others.	5/20/2022 10:39 AM

Q12 If you believe that you or someone you know encountered housing discrimination, please identify the location and time period when it occurred (Please check all that apply)

Answered: 82 Skipped: 67

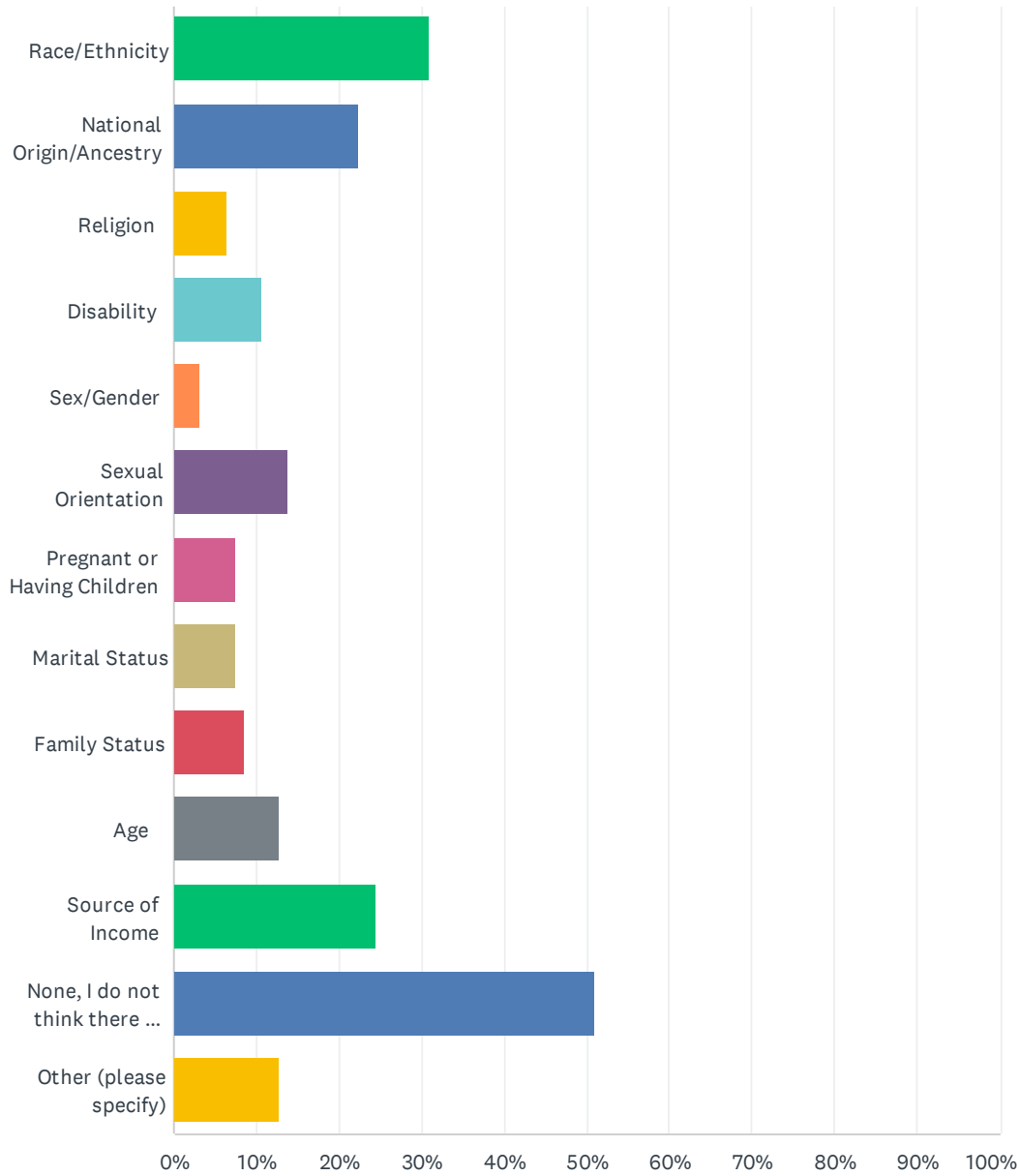


Land Planning for Pinole Housing * Safety * Health * Environmental Justice We Need to Hear from You!

	IN THE LAST 2 YEARS	IN THE LAST 5 YEARS	MORE THAN 5 YEARS AGO	NOT APPLICABLE. NOT AWARE OF ANY DISCRIMINATION	TOTAL RESPONDENTS
Bay Area	12.50% 10	1.25% 1	11.25% 9	76.25% 61	80
Contra Costa County	8.97% 7	2.56% 2	10.26% 8	80.77% 63	78
Pinole	2.67% 2	2.67% 2	2.67% 2	92.00% 69	75

Q13 If you think housing discrimination is occurring in Pinole, what types of discrimination do you think are prevalent? (Please check all that apply)

Answered: 94 Skipped: 55



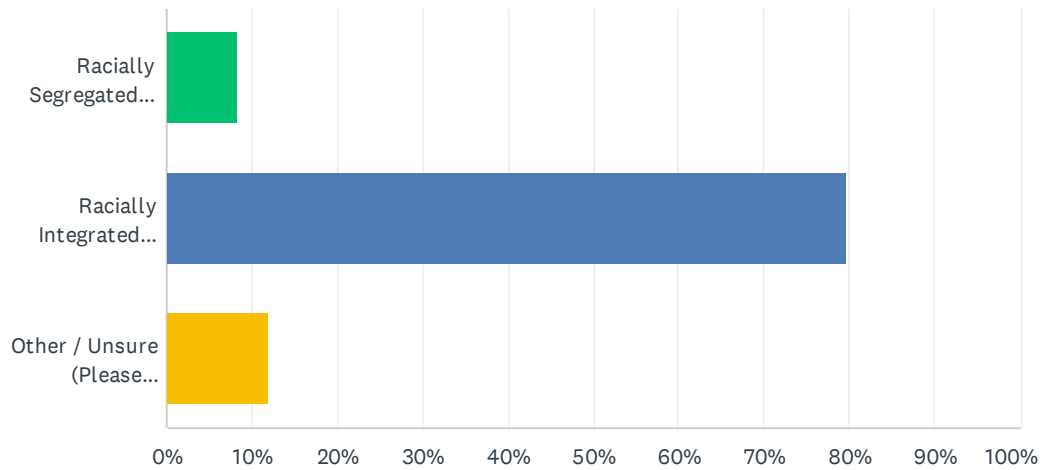
Land Planning for Pinole Housing * Safety * Health * Environmental Justice We Need to Hear from You!

ANSWER CHOICES	RESPONSES	
Race/Ethnicity	30.85%	29
National Origin/Ancestry	22.34%	21
Religion	6.38%	6
Disability	10.64%	10
Sex/Gender	3.19%	3
Sexual Orientation	13.83%	13
Pregnant or Having Children	7.45%	7
Marital Status	7.45%	7
Family Status	8.51%	8
Age	12.77%	12
Source of Income	24.47%	23
None, I do not think there is any housing discrimination in the City	51.06%	48
Other (please specify)	12.77%	12
Total Respondents: 94		

#	OTHER (PLEASE SPECIFY)	DATE
1	As long as you have a diverse population there is going to be discrimination of every type. The thing is to be vigilant and apply the law where it is found	8/2/2022 12:44 AM
2	New resident and not aware of any local discrimination	7/22/2022 11:30 AM
3	I have no knowledge whether this statement is true or false	6/15/2022 1:13 PM
4	Don't know any stories of discrimination, but I don't deny the possible existence of housing discrimination	6/9/2022 4:42 PM
5	I believe there may be housing discrimination; I have just been lucky to have not witnessed it myself.	5/31/2022 3:13 PM
6	None that I know of.	5/31/2022 2:27 PM
7	I don't have enough information to answer this question correctly.	5/20/2022 6:04 PM
8	I do not know if this is occurring	5/20/2022 4:22 PM
9	Don't know	5/20/2022 3:48 PM
10	single parent	5/14/2022 6:35 PM
11	Not aware	5/9/2022 10:02 AM
12	not personally aware of it in Pinole	5/8/2022 8:44 PM

Q14 Please indicate whether you feel Pinole is: (Select one)

Answered: 109 Skipped: 40



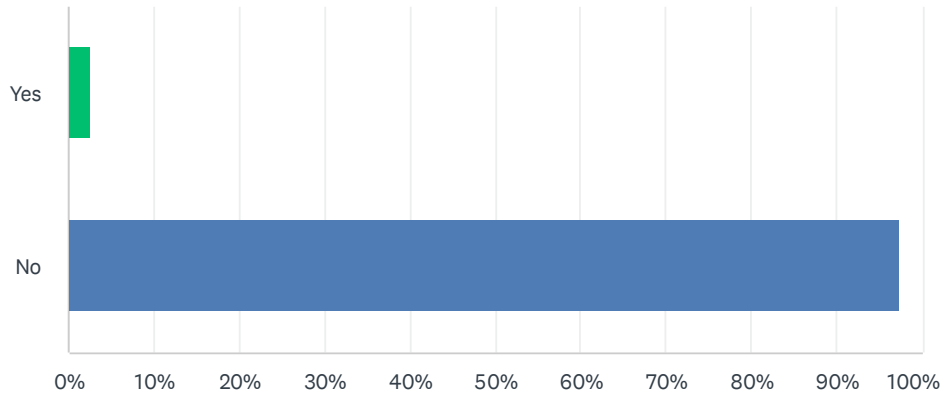
ANSWER CHOICES	RESPONSES
Racially Segregated (defined as a high concentration of persons of a particular race or ethnicity in a particular geographic area when compared to the broader Bay Area.	8.26% 9
Racially Integrated (defined as not containing a higher concentration of a particular race or ethnicity in a particular geographic area)	79.82% 87
Other / Unsure (Please explain)	11.93% 13
TOTAL	109

#	OTHER / UNSURE (PLEASE EXPLAIN)	DATE
1	It has been a traditionally middle class white area, but that has changed a lot in the past decade or so	8/1/2022 8:08 PM
2	I don't believe any of your questions apply to Pinole.	7/26/2022 11:59 AM
3	Just moved here	7/22/2022 11:30 AM
4	Predominately white with other races integrated	6/18/2022 6:50 AM
5	I think Pinole is fine just the way it is.	6/8/2022 8:07 AM
6	It feels more diverse than where I moved from (San Francisco) and I feel like it was segregated at some point but now it feels like a new group of people are moving in and they are less segregated.	5/20/2022 6:04 PM
7	New to area	5/16/2022 7:54 AM
8	Unsure	5/14/2022 2:32 PM
9	Lacks diversity. Have encountered racist white people.	5/9/2022 7:27 PM
10	it is becoming more diverse with each passing year from where it was decades ago	5/8/2022 8:44 PM
11	There are more white people in Pinole, but my neighborhood has a variety of colors,	5/7/2022 3:18 PM
12	Socioeconomically homogeneous.	5/6/2022 4:01 PM

13 The newer residents appear to be much more racially integrated than the older residents. Areas that once were an all white neighborhood the newer home buyers appear much more mixed racially and ethnically. Thus overall Pinole feels more integrated than most other place in the Bay Area, opinion of a long time SF resident. 5/6/2022 1:00 PM

Q15 Since 2015, have you had to move out of your residence in Pinole when you did not want to move?

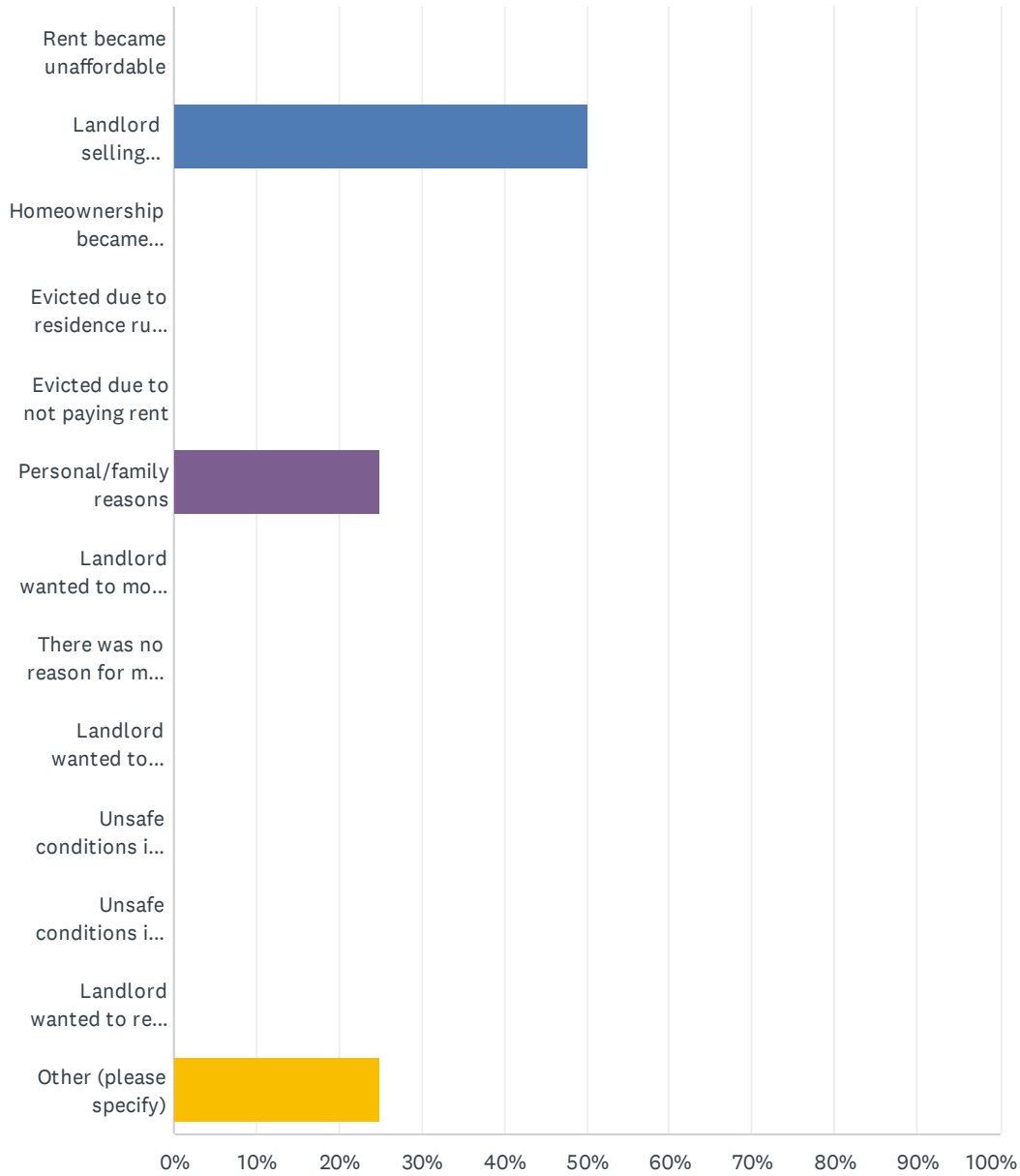
Answered: 117 Skipped: 32



ANSWER CHOICES	RESPONSES	
Yes	2.56%	3
No	97.44%	114
TOTAL		117

Q16 If you answered yes to the previous question, why did you have to move? (Select all that apply)

Answered: 4 Skipped: 145



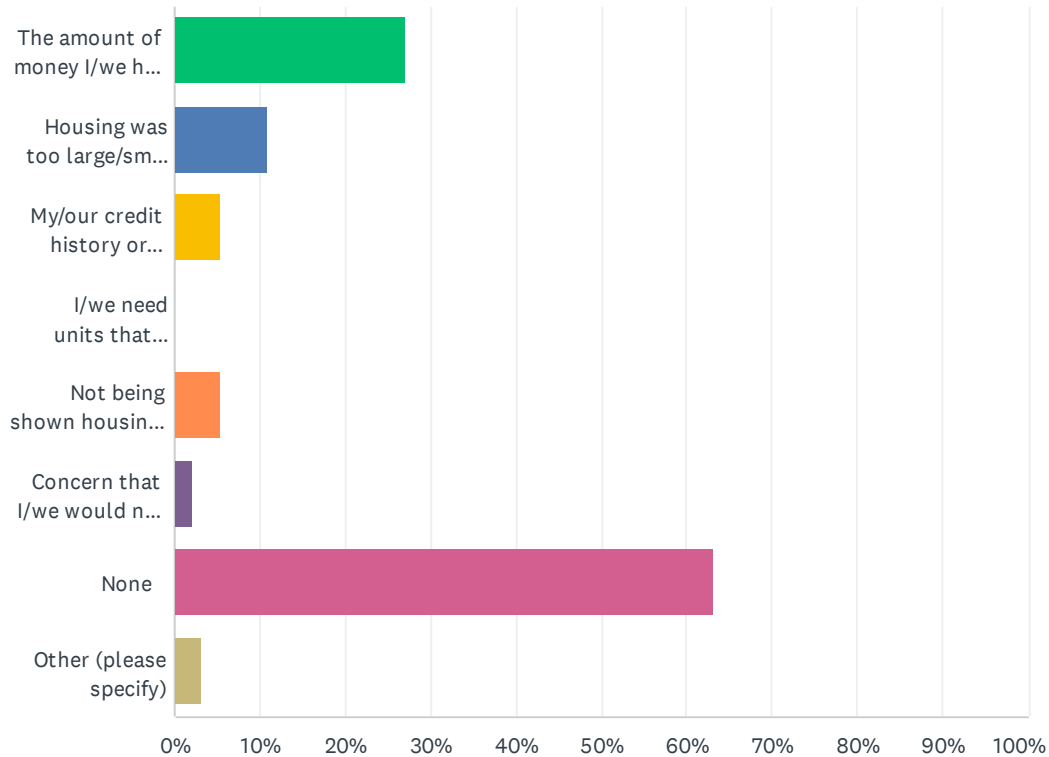
Land Planning for Pinole Housing * Safety * Health * Environmental Justice We Need to Hear from You!

ANSWER CHOICES	RESPONSES	
Rent became unaffordable	0.00%	0
Landlord selling home/unit	50.00%	2
Homeownership became unaffordable	0.00%	0
Evicted due to residence rules violation	0.00%	0
Evicted due to not paying rent	0.00%	0
Personal/family reasons	25.00%	1
Landlord wanted to move back in	0.00%	0
There was no reason for my eviction	0.00%	0
Landlord wanted to remodel/renovate	0.00%	0
Unsafe conditions in my home	0.00%	0
Unsafe conditions in my neighborhood	0.00%	0
Landlord wanted to rent to someone else	0.00%	0
Other (please specify)	25.00%	1
Total Respondents: 4		

#	OTHER (PLEASE SPECIFY)	DATE
1	N/A	7/13/2022 6:27 PM

Q17 Which of the following issues, if any, have restricted the housing options you were able to consider? (Please select all that apply)

Answered: 92 Skipped: 57

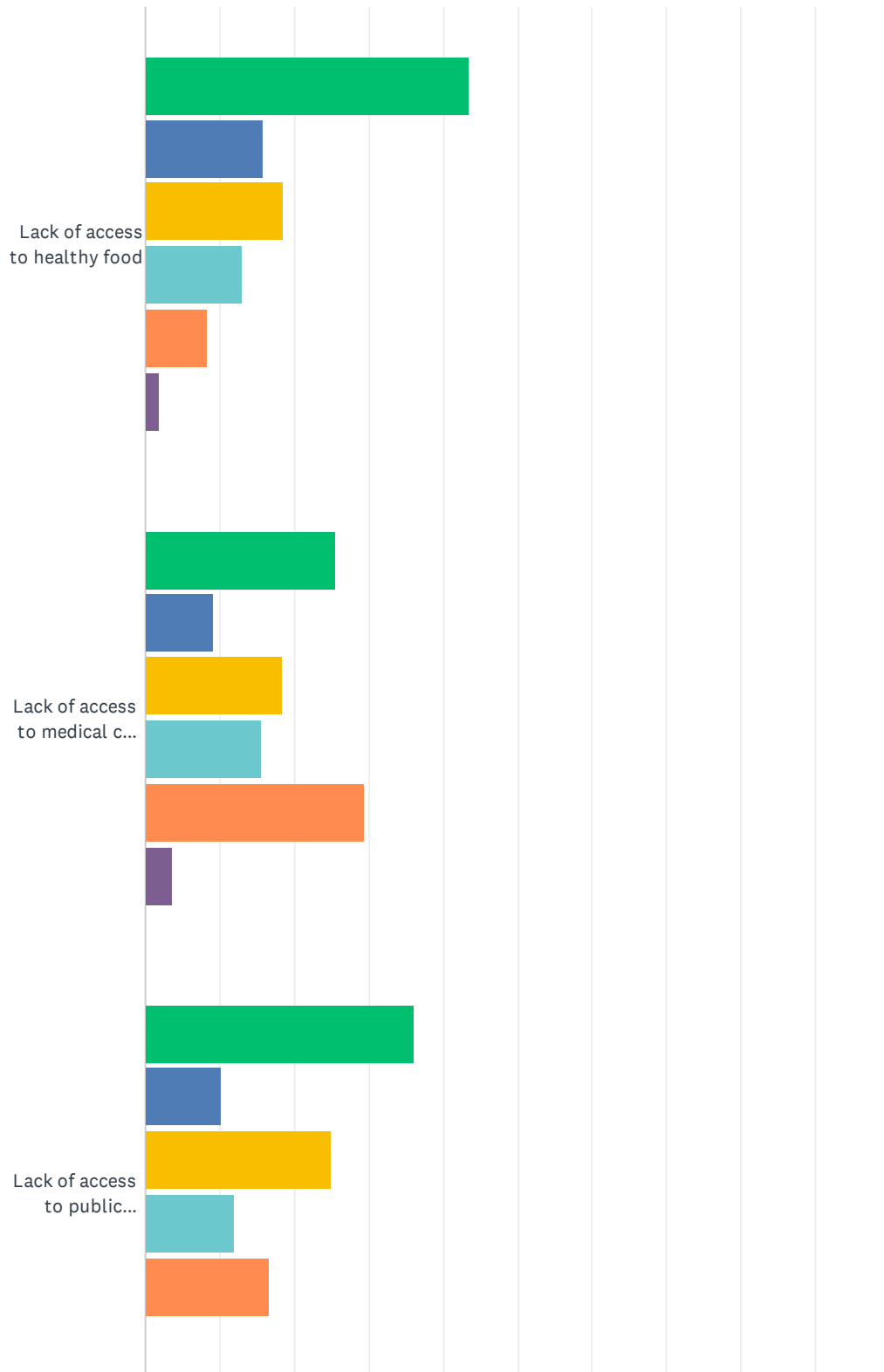


ANSWER CHOICES	RESPONSES	
The amount of money I/we had for deposit was too low	27.17%	25
Housing was too large/small for my/our household	10.87%	10
My/our credit history or credit score was too low	5.43%	5
I/we need units that accommodate a disability (i.e., wheelchair accessible)	0.00%	0
Not being shown housing in the neighborhood(s) I/we wanted to move to	5.43%	5
Concern that I/we would not be welcome in the neighborhood	2.17%	2
None	63.04%	58
Other (please specify)	3.26%	3
Total Respondents: 92		

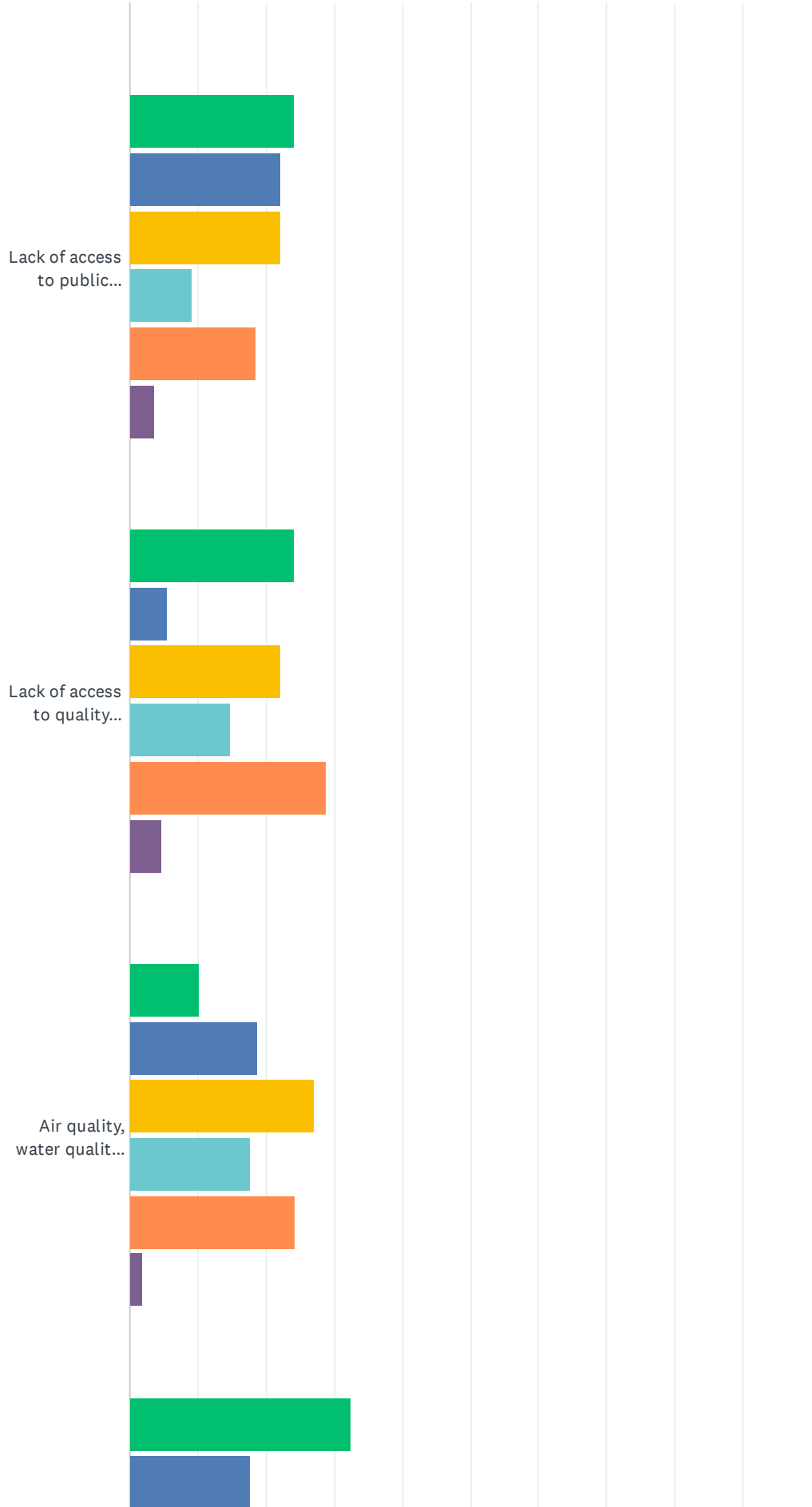
#	OTHER (PLEASE SPECIFY)	DATE
1	The overall cost/the size of a mortgage loan required was not feasible	6/2/2022 9:19 AM
2	I couldn't afford a house anywhere else in the Bay Area, Pinole is affordable	5/20/2022 6:04 PM
3	No small senior condos to buy	5/9/2022 10:02 AM

Q19 Please indicate the level of concern you perceive for each environmental justice topic that may affect you, your neighbors, or the City of Pinole (select ONE response for each hazard).

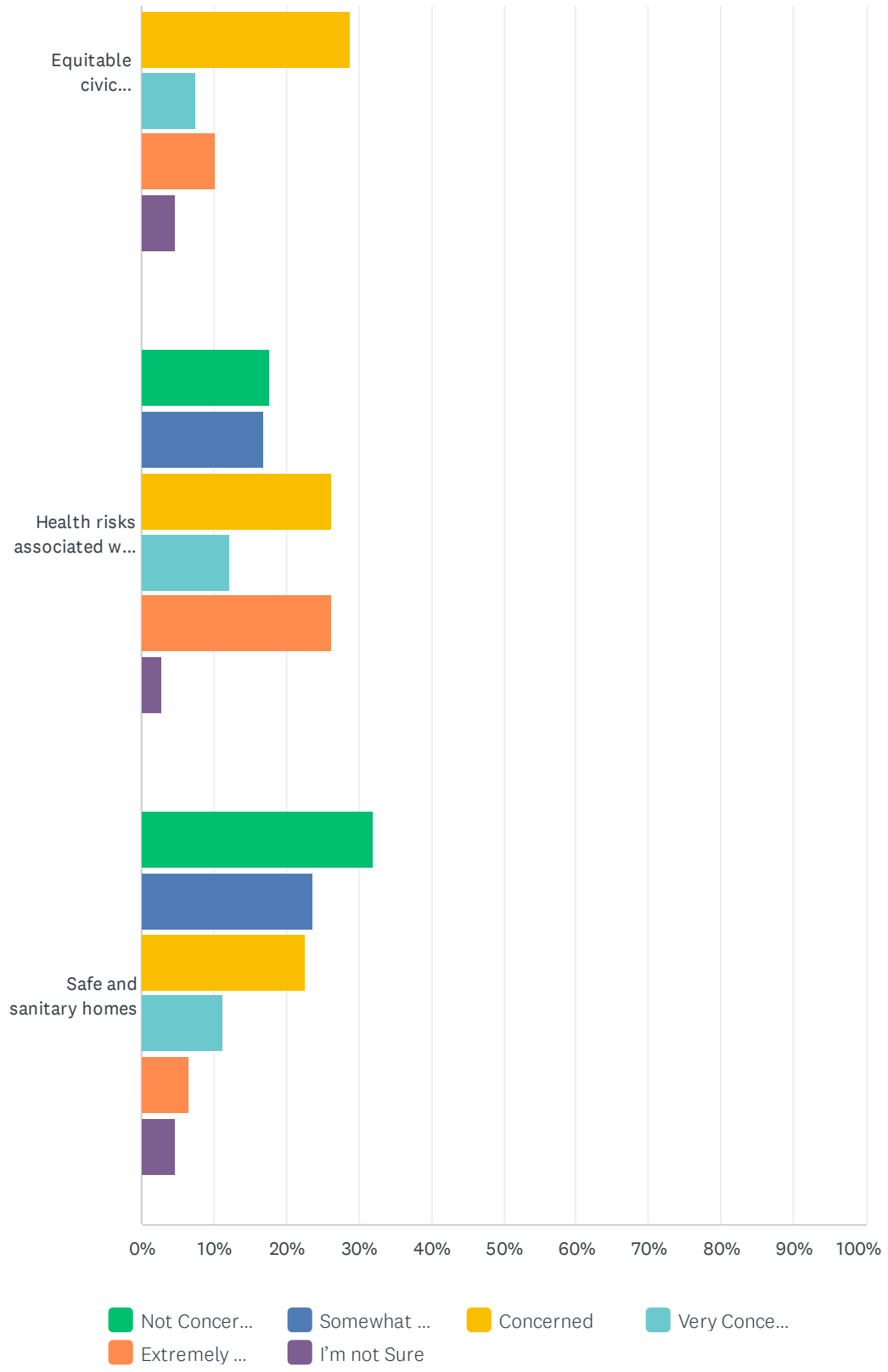
Answered: 109 Skipped: 40



Land Planning for Pinole Housing * Safety * Health * Environmental Justice We Need to Hear from You!



Land Planning for Pinole Housing * Safety * Health * Environmental Justice We Need to Hear from You!



Land Planning for Pinole Housing * Safety * Health * Environmental Justice We Need to Hear from You!

	NOT CONCERNED	SOMEWHAT CONCERNED	CONCERNED	VERY CONCERNED	EXTREMELY CONCERNED	I'M NOT SURE	TOTAL RESPONDENTS
Lack of access to healthy food	43.52% 47	15.74% 17	18.52% 20	12.96% 14	8.33% 9	1.85% 2	108
Lack of access to medical care (doctors, dentists, hospitals, mental health specialists)	25.69% 28	9.17% 10	18.35% 20	15.60% 17	29.36% 32	3.67% 4	109
Lack of access to public parks, trails, libraries, community centers, sports fields, etc.	36.11% 39	10.19% 11	25.00% 27	12.04% 13	16.67% 18	0.00% 0	108
Lack of access to public transit, employment centers, and other services	24.07% 26	22.22% 24	22.22% 24	9.26% 10	18.52% 20	3.70% 4	108
Lack of access to quality schools and childcare	24.07% 26	5.56% 6	22.22% 24	14.81% 16	28.70% 31	4.63% 5	108
Air quality, water quality, pollution	10.28% 11	18.69% 20	27.10% 29	17.76% 19	24.30% 26	1.87% 2	107
Equitable civic engagement opportunities (such as access to information, resources, and opportunities to participate)	32.41% 35	17.59% 19	28.70% 31	7.41% 8	10.19% 11	4.63% 5	108
Health risks associated with climate vulnerability (such as wildfire, flood, sea level rise)	17.76% 19	16.82% 18	26.17% 28	12.15% 13	26.17% 28	2.80% 3	107
Safe and sanitary homes	32.08% 34	23.58% 25	22.64% 24	11.32% 12	6.60% 7	4.72% 5	106

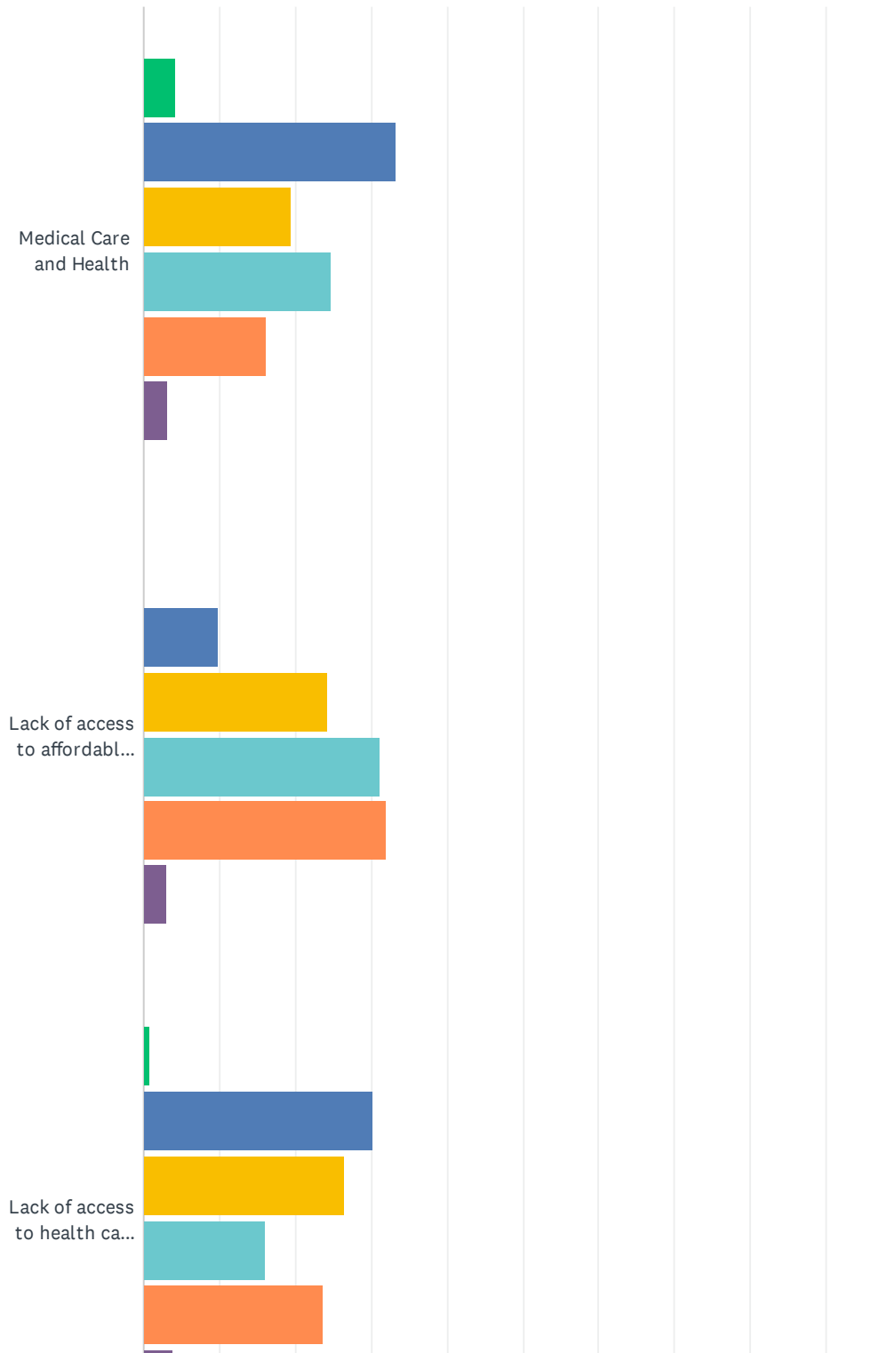
#	OTHER (PLEASE SPECIFY)	DATE
1	Roads need repairs	7/26/2022 6:00 PM
2	More street sweeping, please.	7/22/2022 2:18 PM
3	Additional access lanes at i80 and PVR third lane	7/13/2022 6:32 PM
4	Need a hospital!!! It's crazy having such a shortage of hospitals and/or urgent care clinics. Twentyfour hour clinics!	5/20/2022 10:46 AM
5	lack of a hospital in our area going back to when Doctors Medical Center closed, we need a hospital nearby, not more housing in its place!	5/8/2022 8:52 PM

Land Planning for Pinole Housing * Safety * Health * Environmental Justice We Need to Hear from You!

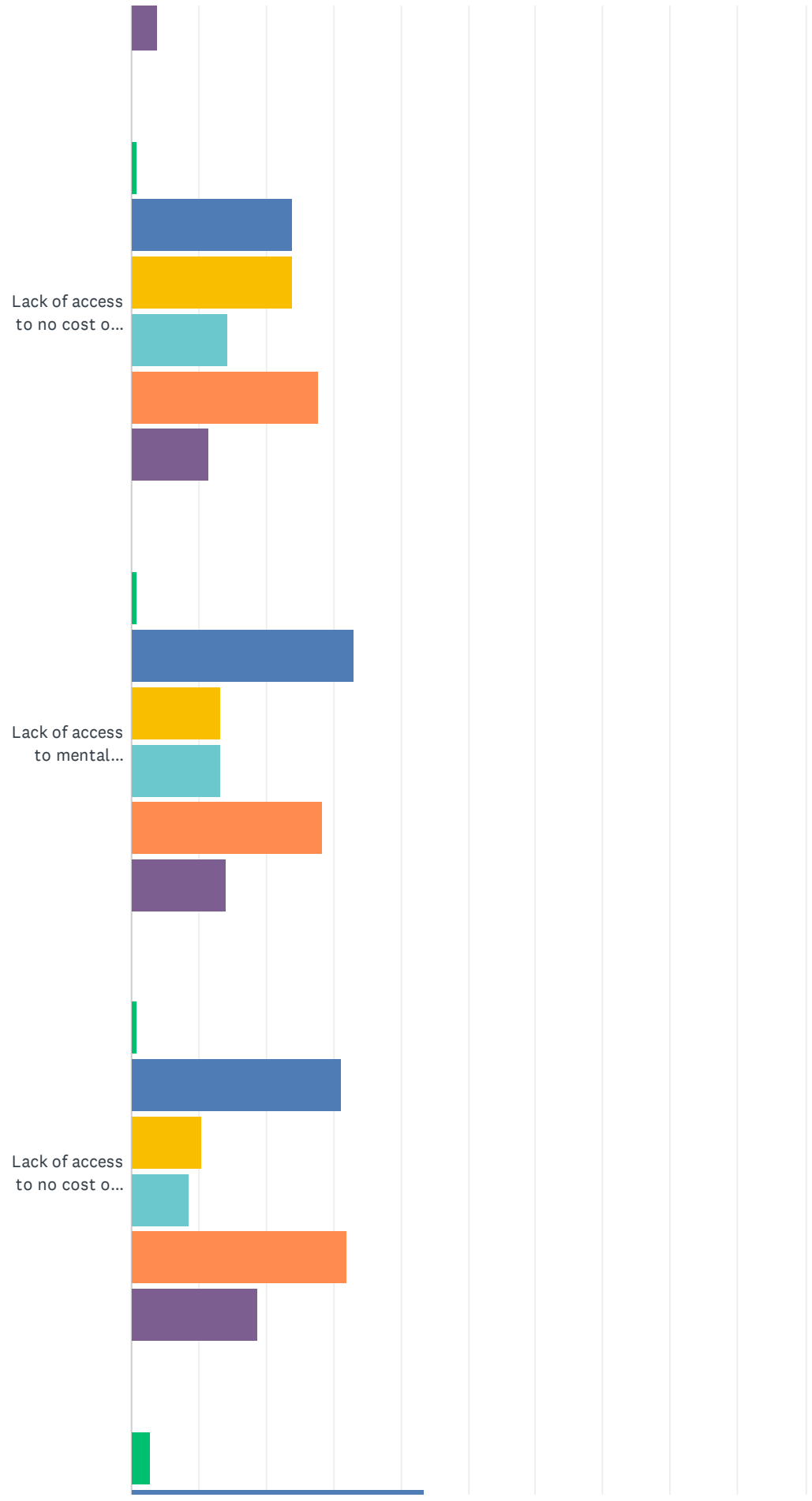
6	Not sure what this is supposed to mean? In terms of rental stock?	5/6/2022 4:06 PM
7	Lack of proper maintenance and safety at the dog park.	5/6/2022 2:51 PM

Q20 The following is a list of specific environmental justice conditions of concern. Please indicate how impacted you believe Pinole is by these issues, using a scale of very impacted, somewhat impacted, not that impacted, or not at all impacted.

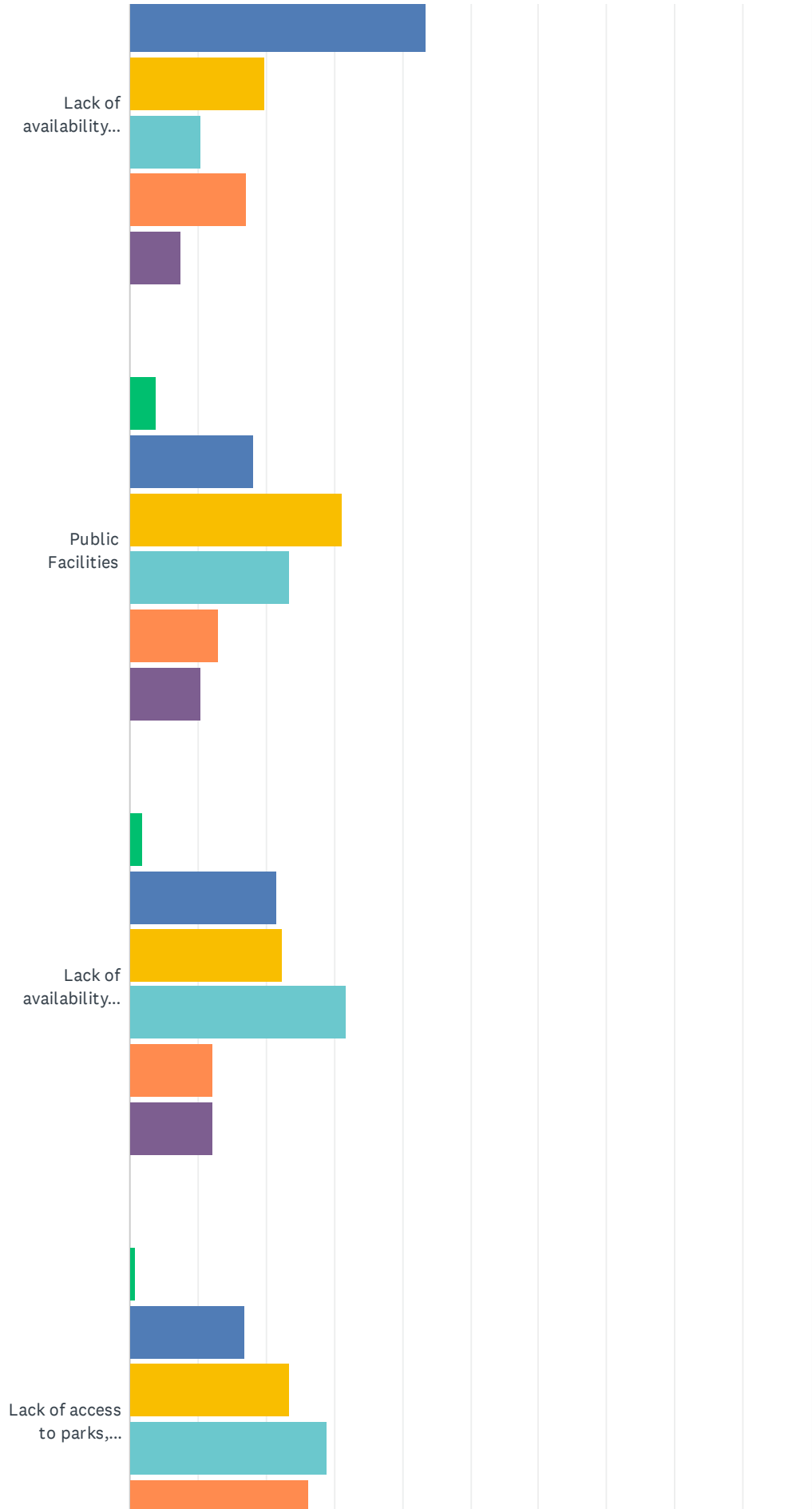
Answered: 109 Skipped: 40



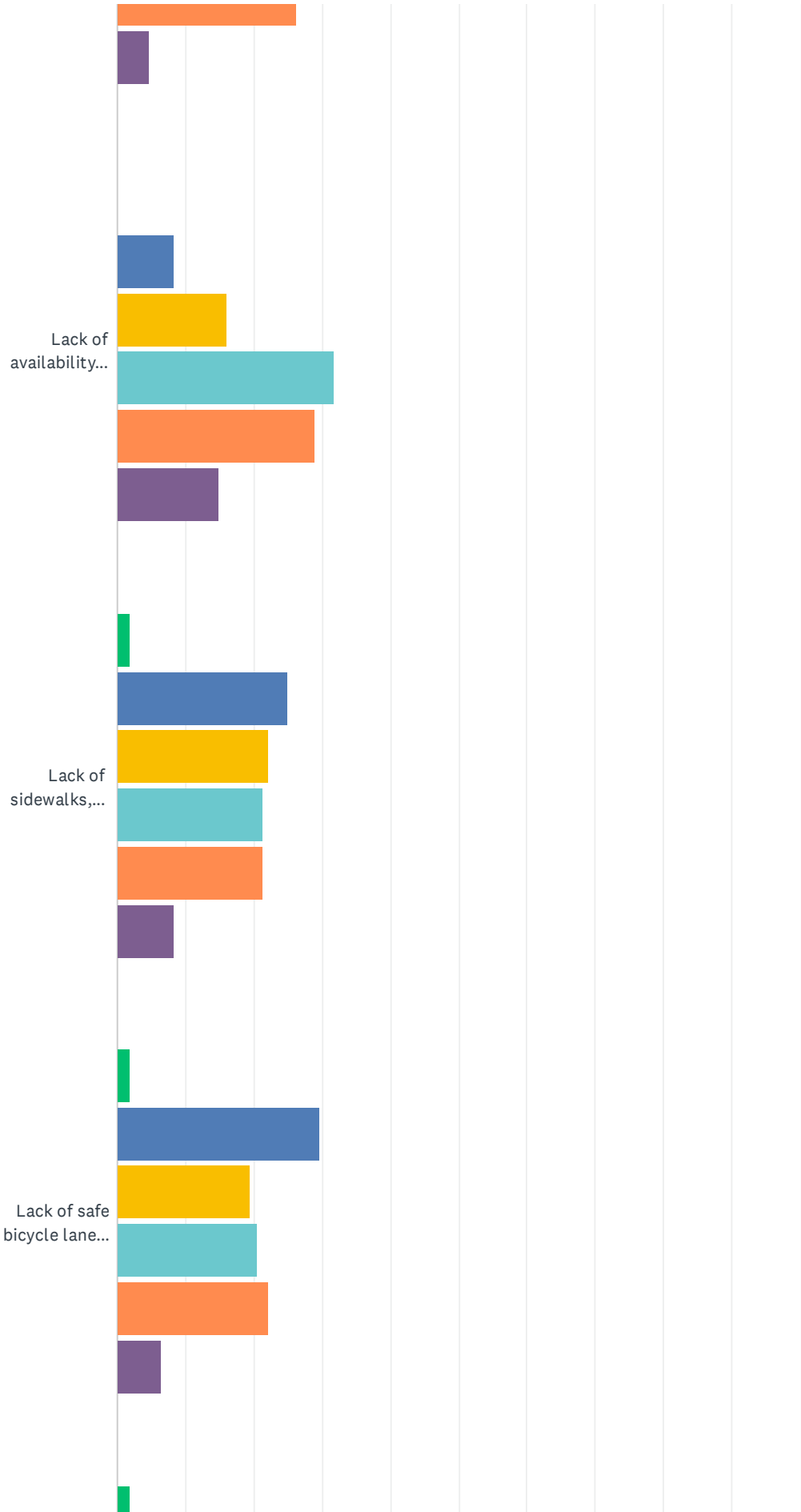
Land Planning for Pinole Housing * Safety * Health * Environmental Justice We Need to Hear from You!



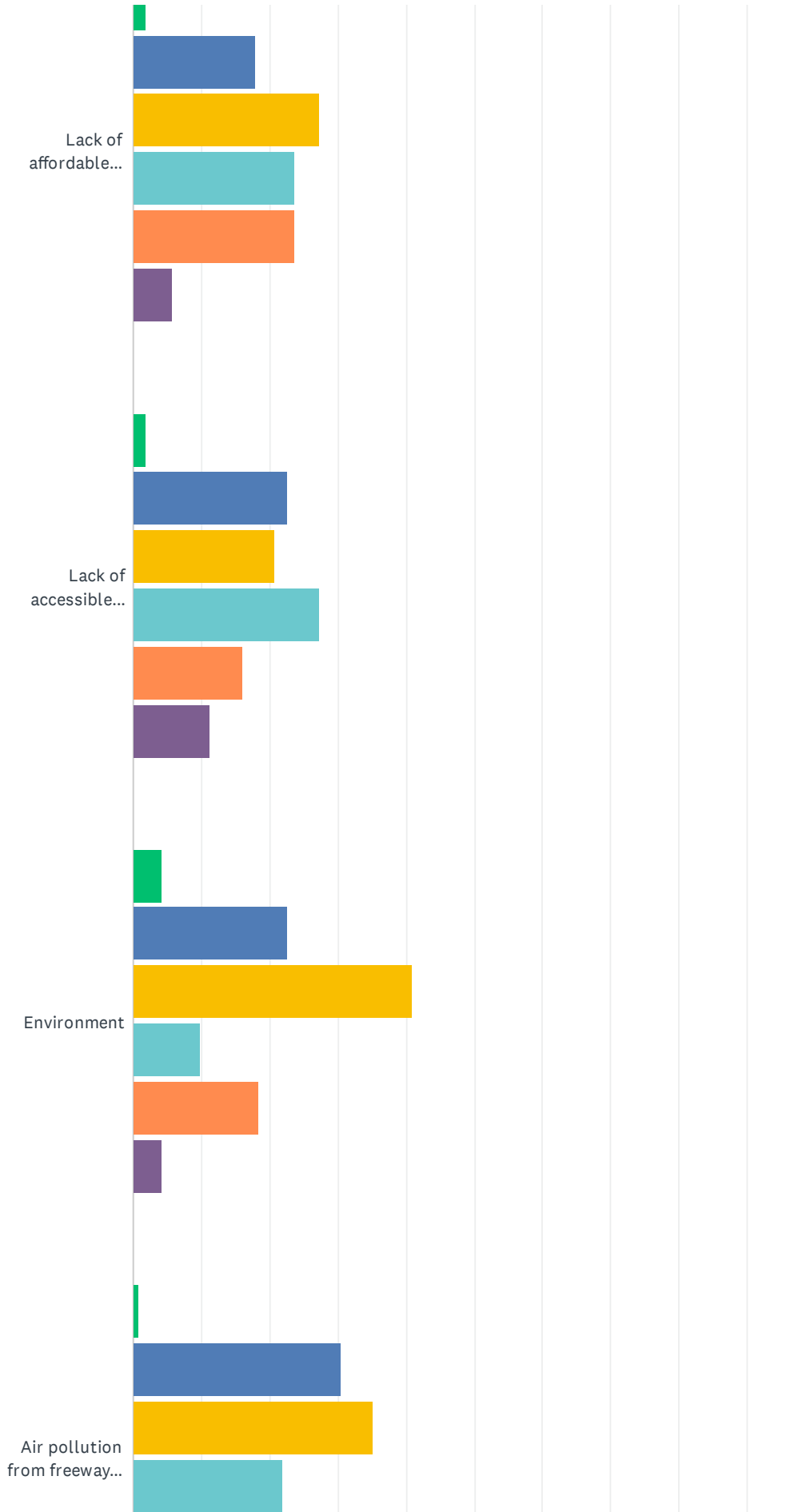
Land Planning for Pinole Housing * Safety * Health * Environmental Justice We Need to Hear from You!



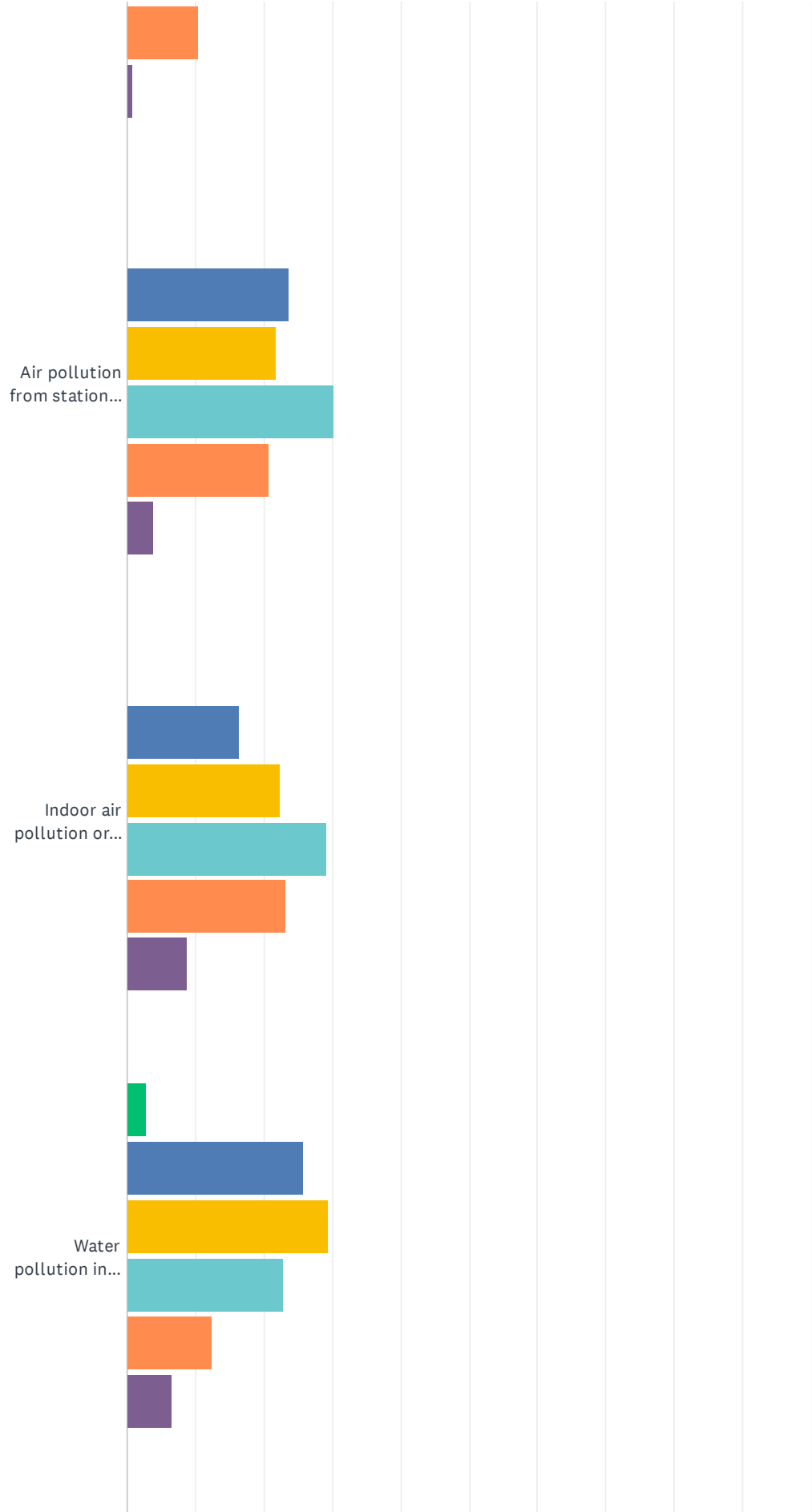
Land Planning for Pinole Housing * Safety * Health * Environmental Justice We Need to Hear from You!



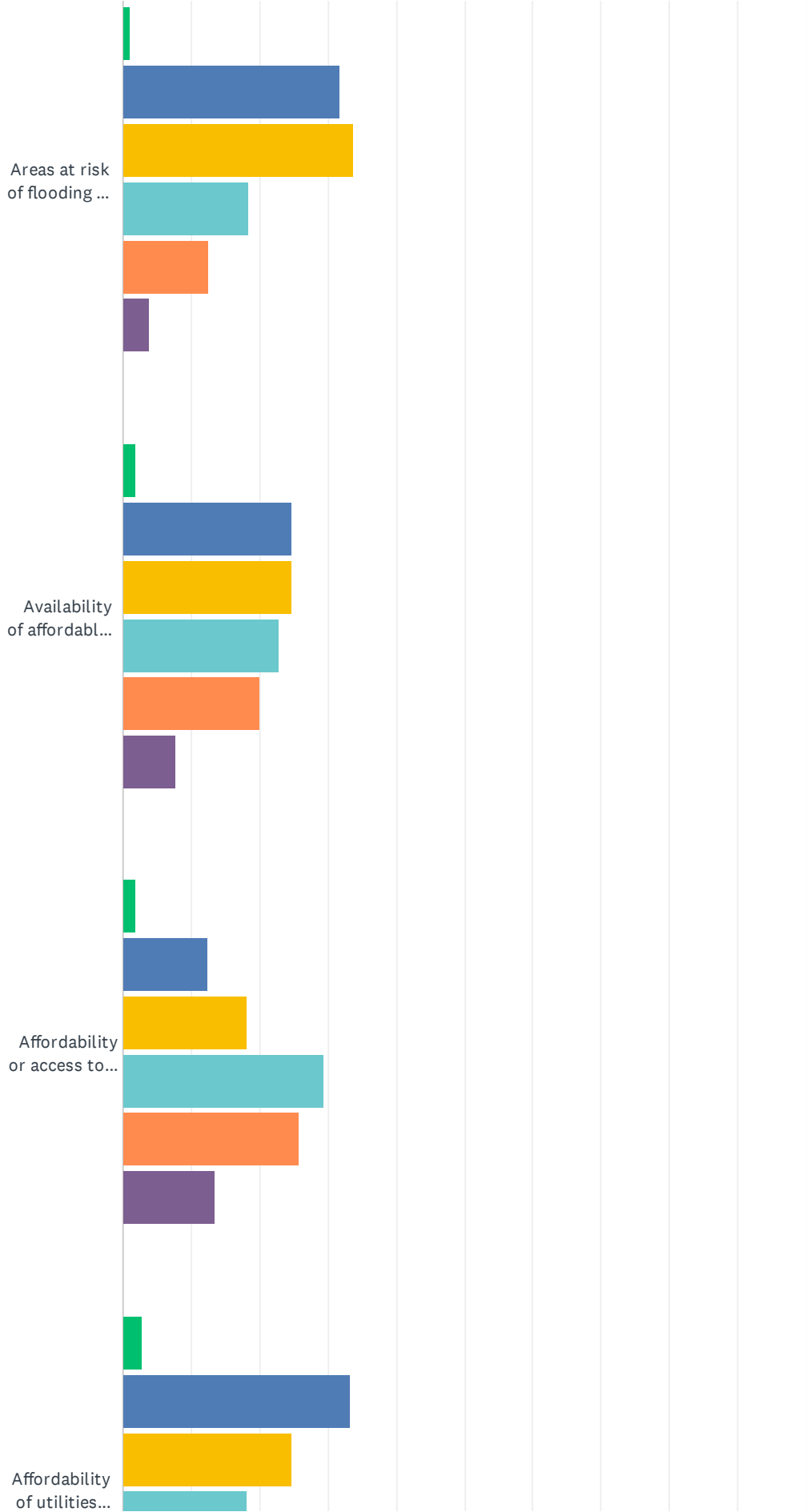
Land Planning for Pinole Housing * Safety * Health * Environmental Justice We Need to Hear from You!



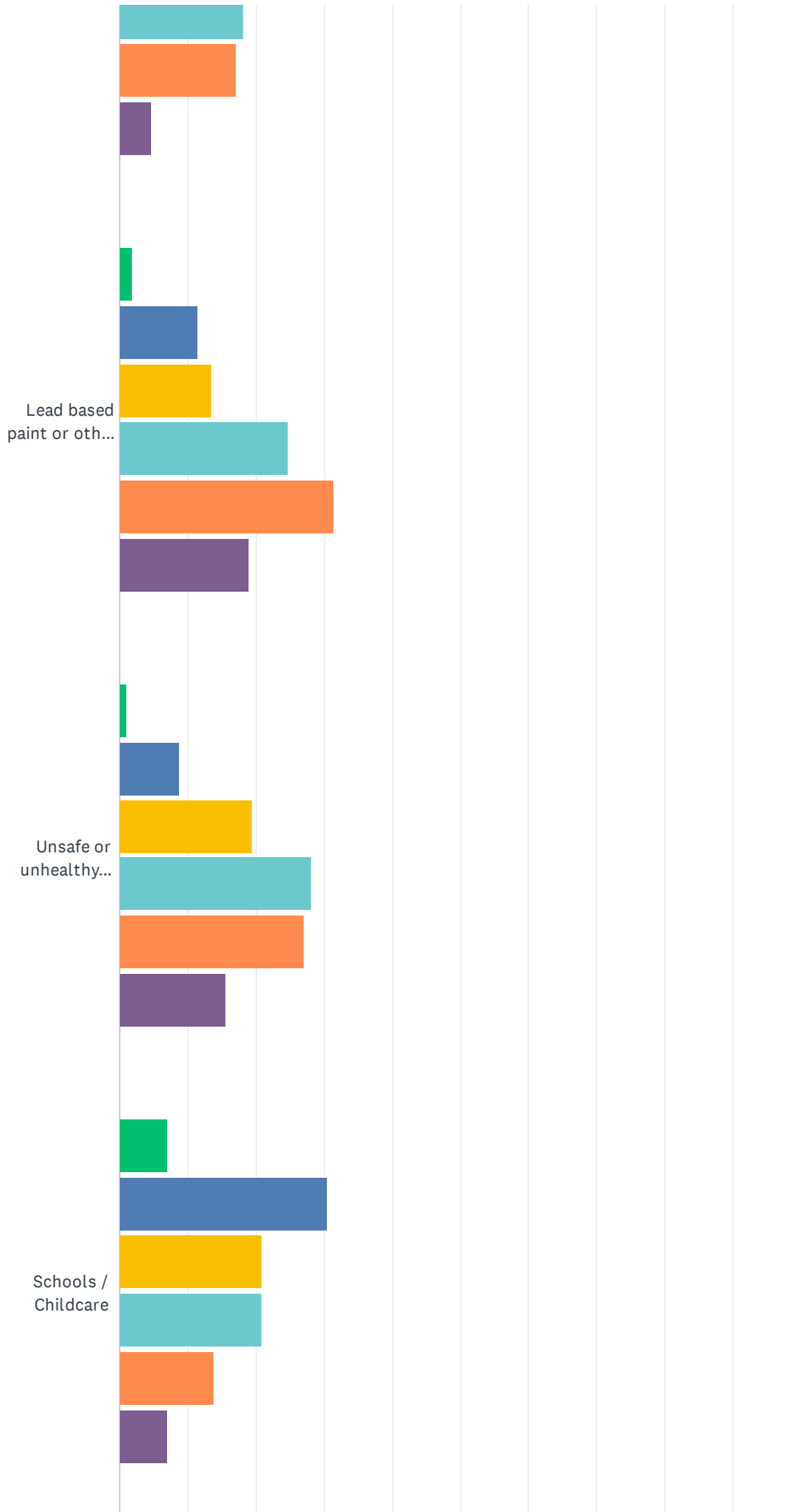
Land Planning for Pinole Housing * Safety * Health * Environmental Justice We Need to Hear from You!



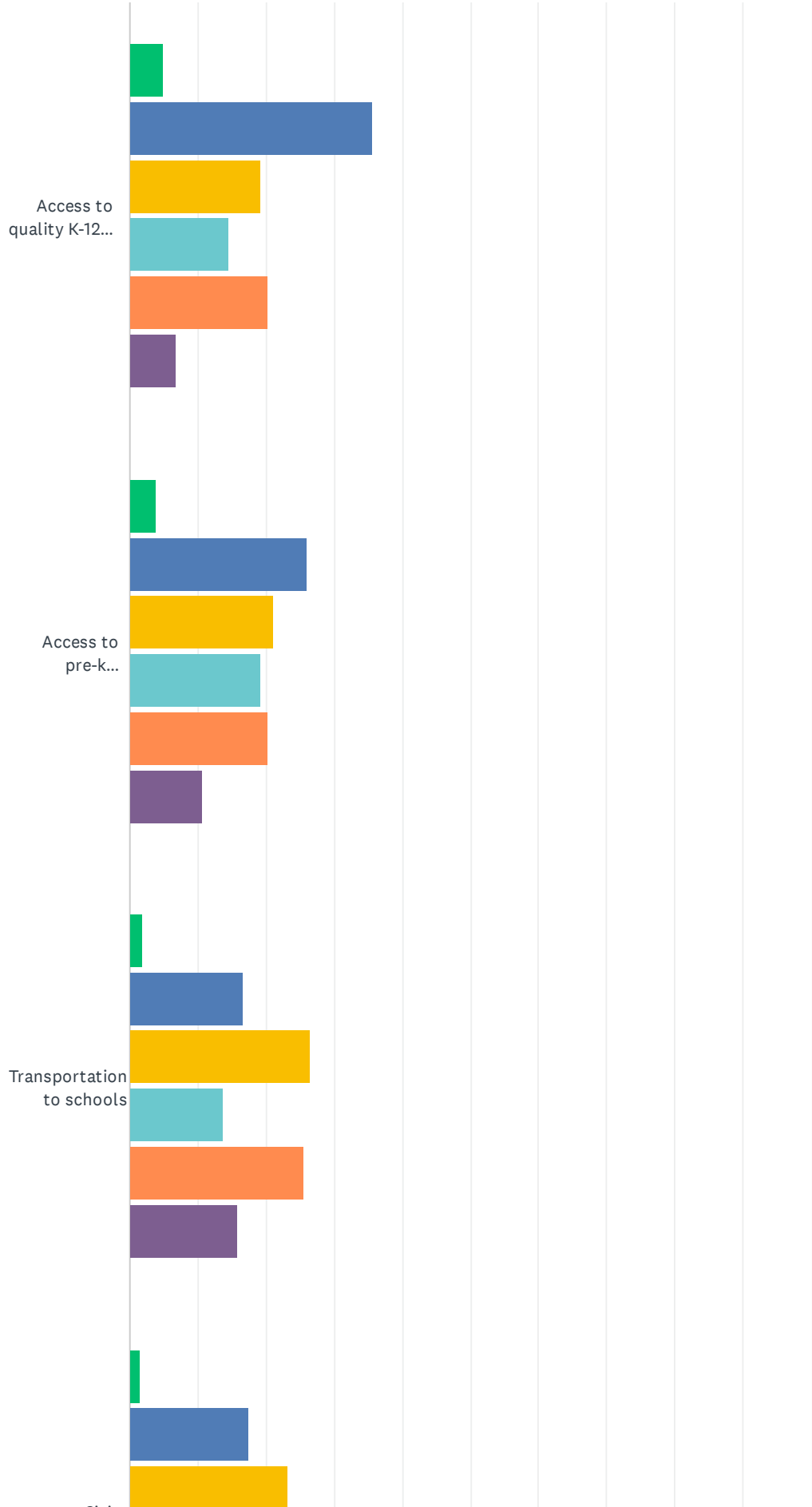
Land Planning for Pinole Housing * Safety * Health * Environmental Justice We Need to Hear from You!



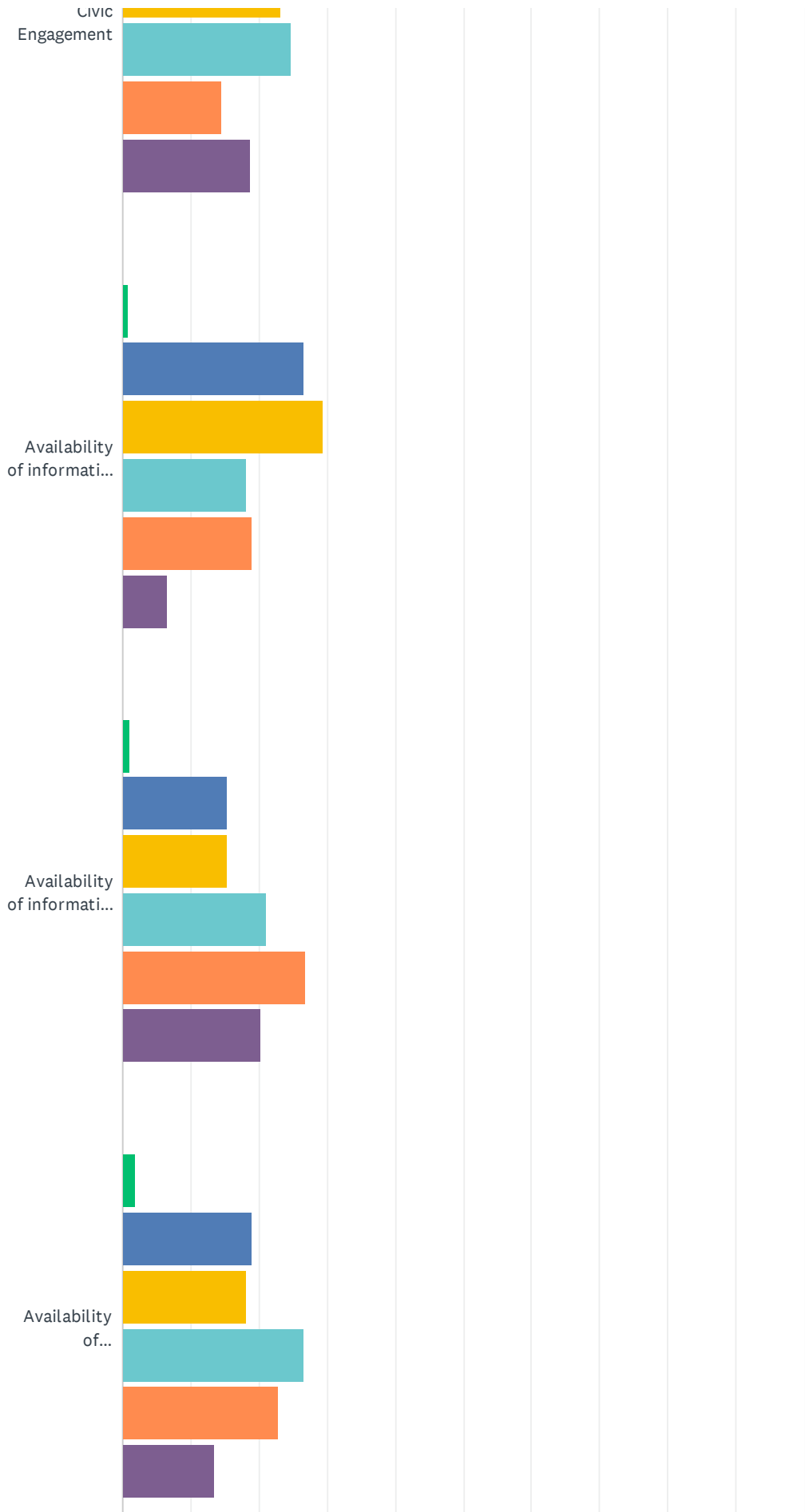
Land Planning for Pinole Housing * Safety * Health * Environmental Justice We Need to Hear from You!



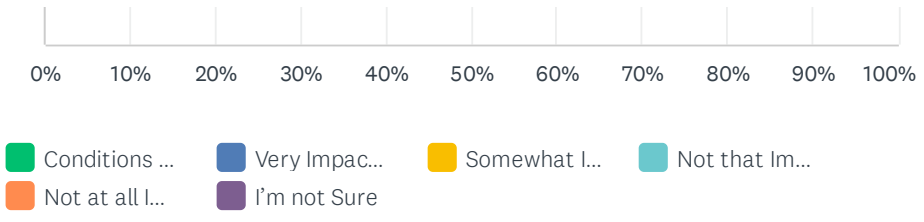
Land Planning for Pinole Housing * Safety * Health * Environmental Justice We Need to Hear from You!



Land Planning for Pinole Housing * Safety * Health * Environmental Justice We Need to Hear from You!



Land Planning for Pinole Housing * Safety * Health * Environmental Justice We Need to Hear from You!



Land Planning for Pinole Housing * Safety * Health * Environmental Justice We Need to Hear from You!

	CONDITIONS OF CONCERN	VERY IMPACTED	SOMEWHAT IMPACTED	NOT THAT IMPACTED	NOT AT ALL IMPACTED	I'M NOT SURE	TOTAL RESPONDENTS
Medical Care and Health	4.30% 4	33.33% 31	19.35% 18	24.73% 23	16.13% 15	3.23% 3	93
Lack of access to affordable and healthy food	0.00% 0	9.71% 10	24.27% 25	31.07% 32	32.04% 33	2.91% 3	103
Lack of access to health care services (doctors, dentists, hospitals)	0.94% 1	30.19% 32	26.42% 28	16.04% 17	23.58% 25	3.77% 4	106
Lack of access to no cost or low-cost health care services	0.95% 1	23.81% 25	23.81% 25	14.29% 15	27.62% 29	11.43% 12	105
Lack of access to mental health care services	0.94% 1	33.02% 35	13.21% 14	13.21% 14	28.30% 30	14.15% 15	106
Lack of access to no cost or low-cost services mental health care services	0.94% 1	31.13% 33	10.38% 11	8.49% 9	32.08% 34	18.87% 20	106
Lack of availability of health care services that are open after 5 p.m. or on weekends	2.83% 3	43.40% 46	19.81% 21	10.38% 11	16.98% 18	7.55% 8	106
Public Facilities	3.90% 3	18.18% 14	31.17% 24	23.38% 18	12.99% 10	10.39% 8	77
Lack of availability and response time of fire department and paramedic services	1.87% 2	21.50% 23	22.43% 24	31.78% 34	12.15% 13	12.15% 13	107
Lack of access to parks, trails, and recreation centers	0.93% 1	16.82% 18	23.36% 25	28.97% 31	26.17% 28	4.67% 5	107
Lack of availability and affordability of organized activities and sports	0.00% 0	8.41% 9	15.89% 17	31.78% 34	28.97% 31	14.95% 16	107
Lack of sidewalks, crosswalks, and safety for people who walk and use mobility devices such as wheelchairs	1.85% 2	25.00% 27	22.22% 24	21.30% 23	21.30% 23	8.33% 9	108
Lack of safe bicycle lanes that provide connectivity to major retail or employment centers	1.85% 2	29.63% 32	19.44% 21	20.37% 22	22.22% 24	6.48% 7	108
Lack of affordable public transportation opportunities	1.89% 2	17.92% 19	27.36% 29	23.58% 25	23.58% 25	5.66% 6	106
Lack of accessible public transportation that provides connectivity to major retail or employment centers	1.89% 2	22.64% 24	20.75% 22	27.36% 29	16.04% 17	11.32% 12	106

Land Planning for Pinole Housing * Safety * Health * Environmental Justice We Need to Hear from You!

Environment	4.23% 3	22.54% 16	40.85% 29	9.86% 7	18.31% 13	4.23% 3	71
Air pollution from freeways or traffic	0.95% 1	30.48% 32	35.24% 37	21.90% 23	10.48% 11	0.95% 1	105
Air pollution from stationary sources (businesses, factories, etc.)	0.00% 0	23.58% 25	21.70% 23	30.19% 32	20.75% 22	3.77% 4	106
Indoor air pollution or degraded indoor air quality	0.00% 0	16.50% 17	22.33% 23	29.13% 30	23.30% 24	8.74% 9	103
Water pollution in creeks and storm drainage areas	2.86% 3	25.71% 27	29.52% 31	22.86% 24	12.38% 13	6.67% 7	105
Areas at risk of flooding or wildfire	0.96% 1	31.73% 33	33.65% 35	18.27% 19	12.50% 13	3.85% 4	104
Availability of affordable flood insurance, fire insurance, or renters' insurance	1.90% 2	24.76% 26	24.76% 26	22.86% 24	20.00% 21	7.62% 8	105
Affordability or access to air conditioning/heating	1.90% 2	12.38% 13	18.10% 19	29.52% 31	25.71% 27	13.33% 14	105
Affordability of utilities such as water, natural gas, or internet	2.86% 3	33.33% 35	24.76% 26	18.10% 19	17.14% 18	4.76% 5	105
Lead based paint or other lead contamination	1.90% 2	11.43% 12	13.33% 14	24.76% 26	31.43% 33	19.05% 20	105
Unsafe or unhealthy conditions in homes (such as mold, poor ventilation, needed structural repairs, adequate bathroom/kitchen facilities)	0.97% 1	8.74% 9	19.42% 20	28.16% 29	27.18% 28	15.53% 16	103
Schools / Childcare	6.94% 5	30.56% 22	20.83% 15	20.83% 15	13.89% 10	6.94% 5	72
Access to quality K-12 schools	4.81% 5	35.58% 37	19.23% 20	14.42% 15	20.19% 21	6.73% 7	104
Access to pre-k childcare/day care	3.85% 4	25.96% 27	21.15% 22	19.23% 20	20.19% 21	10.58% 11	104
Transportation to schools	1.96% 2	16.67% 17	26.47% 27	13.73% 14	25.49% 26	15.69% 16	102
Civic Engagement	1.45% 1	17.39% 12	23.19% 16	24.64% 17	14.49% 10	18.84% 13	69
Availability of information about City proposals and decisions	0.95% 1	26.67% 28	29.52% 31	18.10% 19	19.05% 20	6.67% 7	105
Availability of information about City proposals or decisions in multiple languages or communication methods	0.96% 1	15.38% 16	15.38% 16	21.15% 22	26.92% 28	20.19% 21	104

Land Planning for Pinole Housing * Safety * Health * Environmental Justice We Need to Hear from You!

that meet the needs of disabled residents

Availability of participation opportunities in City meetings	1.90% 2	19.05% 20	18.10% 19	26.67% 28	22.86% 24	13.33% 14	105
--	------------	--------------	--------------	--------------	--------------	--------------	-----

Q21 Please utilize the space below to provide any additional comments regarding environmental justice in Pinole.

Answered: 18 Skipped: 131

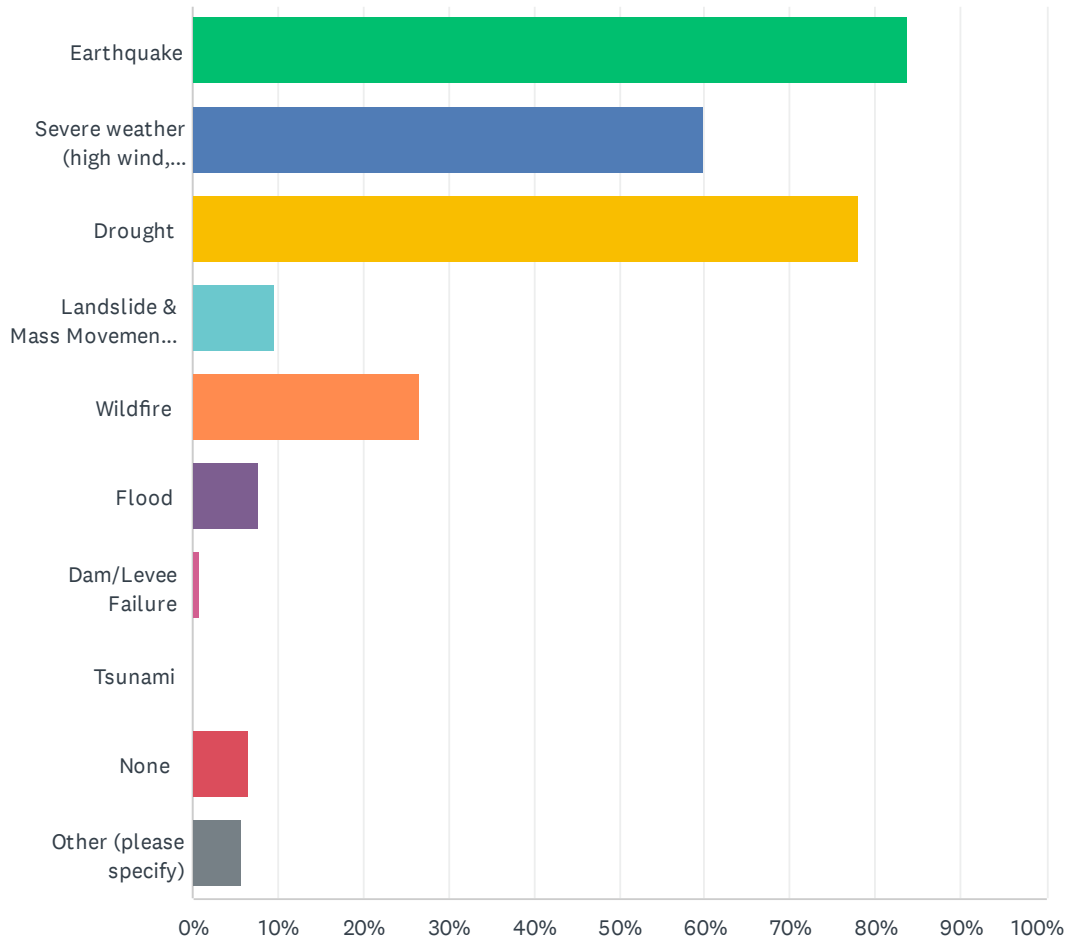
#	RESPONSES	DATE
1	The nearest Emergency Room is Richmond or Vallejo Kaiser.	8/2/2022 12:59 AM
2	Being impacted by those who choose to smoke recreational marijuana in their back yard to the point where you are basically held prisoner in your own home. You can't leave your house to enjoy the neighborhood without getting some sort of headache or migraine and the neighborhood kids let alone your own kids can't play outside because of the order is so strong.	6/30/2022 9:31 PM
3	Sidewalks, crossings and walk bridges are unsafe. Sidewalks blocked by electricity poles: have to get in the street with stroller and wheelchair. Walk bridges are a danger: full dry rot (painted over to hide?) . Grassy hills near homes not cleared	6/29/2022 3:54 PM
4	Celebrate Pinole by replacing the flat, ugly weird stones at the "downtown" intersection of San Pablo and Pinole Valley Road with attractive, natural foliage intrinsic to this East Bay environment.	6/17/2022 9:12 AM
5	The primary Environmental concern are the refineries in nearby cities that pollute our air and water and get away with a slap on the wrist.	6/14/2022 11:29 AM
6	Pinole has no need for environmental justice.	6/8/2022 12:17 PM
7	Pinole is near two major oil refineries and I don't think environmental justice is a big issue.	6/8/2022 8:11 AM
8	When a person lives in America should speak, read, write, and understand the English Language	5/17/2022 5:33 PM
9	I am equally and extremely concerned about pollution in the creek and the air. I feel that more could be done to eliminate single use plastics at all area businesses including grocery, convenience stores, fast food and restaurants..replacing bags and utensils with fully compostable versions. Also extremely concerned with the air pollution from freeways and especially the refineries. We also need a yearly mattress and dumpster day for all residents who can't afford the dump to keep our backroads and city clean and beautiful.	5/17/2022 1:26 PM
10	I am very concerned about the quality of our k-12 schools in Pinole and see it as the largest issues for those of us with school age children. We had our kids in the public system for 4 years until it was no longer tenable and we moved them to private. Schools in Pinole are equivalent to day care centers, the amount of learning lost by not having substitutes, and teachers that are not teaching at the standard our children need. The west contra costa school district is in shambles, our kids deserve more!	5/12/2022 8:45 PM
11	People need to go to the true sources. They told us decades ago that ocean water would be flooding certain states and that never did occur. Real data needs to be given to the people all over our nation. This has not been happening. Sustainable farming and ending factory farms is what needs to be addressed. People are not given the facts on that. The soil is more important than ever before. Glyphosates are detrimental to our health and people don't know much about that. We deserve better. the government didn't do diligence about preventing fires. I used to live in a fire area and I know a lot about it. So many prisoners were let go by the governor and Cal Fire didn't have enough resources. Instead of attending to those giant problems, the government is again causing fear about the term climate change. Who is providing real resources and information? what about the cost of electric cars and the fact that they need a huge percentage of parts from China?? It is now a majority of the people that are demanding our rights and truth.	5/10/2022 7:33 PM
12	The WCCUSD continues to try but never seems to get to the finish line of educational success. Stop the politics.	5/10/2022 5:27 PM
13	The fire danger along pinole valley road needs to be addressed. It's a fire trap waiting to happen	5/9/2022 7:36 PM

Land Planning for Pinole Housing * Safety * Health * Environmental Justice We Need to Hear from You!

14	Find the data from different sources and the people can find more than what they hear on MSM. We need to know by now MSM is propoganda. That is all. They are owned by BlackRock/vanguard. Corporation control.	5/9/2022 2:43 PM
15	Would love more opportunities to contribute to the city.	5/7/2022 6:29 PM
16	Stop allowing tress to be cut down and lots cleared to make room for multiple unit buildings	5/6/2022 4:11 PM
17	Fire station 74 has been closed for over 10 years, leaving those of us in Pinole Valley without fast enough access to emergency services. I live at the top of Wright Avenue. The hillsides up here pose a wildfire risk, and there is only one way in and out of the neighborhood. If the fire trucks can't reach us in time, we could all be trapped. The closure of Fire Station 74 also means we have to wait longer for EMTs. An elderly neighbor recently passed away after falling and hitting his head. His wife called 911, but had to wait until EMTs could come all the way from Old Town Pinole. Could he have survived if the EMTs had been able to arrive sooner? Reopening Fire Station 74 should be a priority for our health and safety.	5/6/2022 2:51 PM
18	We need much better public transportation options into Oakland and SF, more sidewalk space, and bike lanes. Too many "closed" developments with cul de sacs over the years has created backed up traffic flow and poor public infrastructure. Create more bike and walking paths through these developments!	5/6/2022 1:13 PM

Q23 Which of the following natural hazard events have you experienced in Pinole

Answered: 105 Skipped: 44



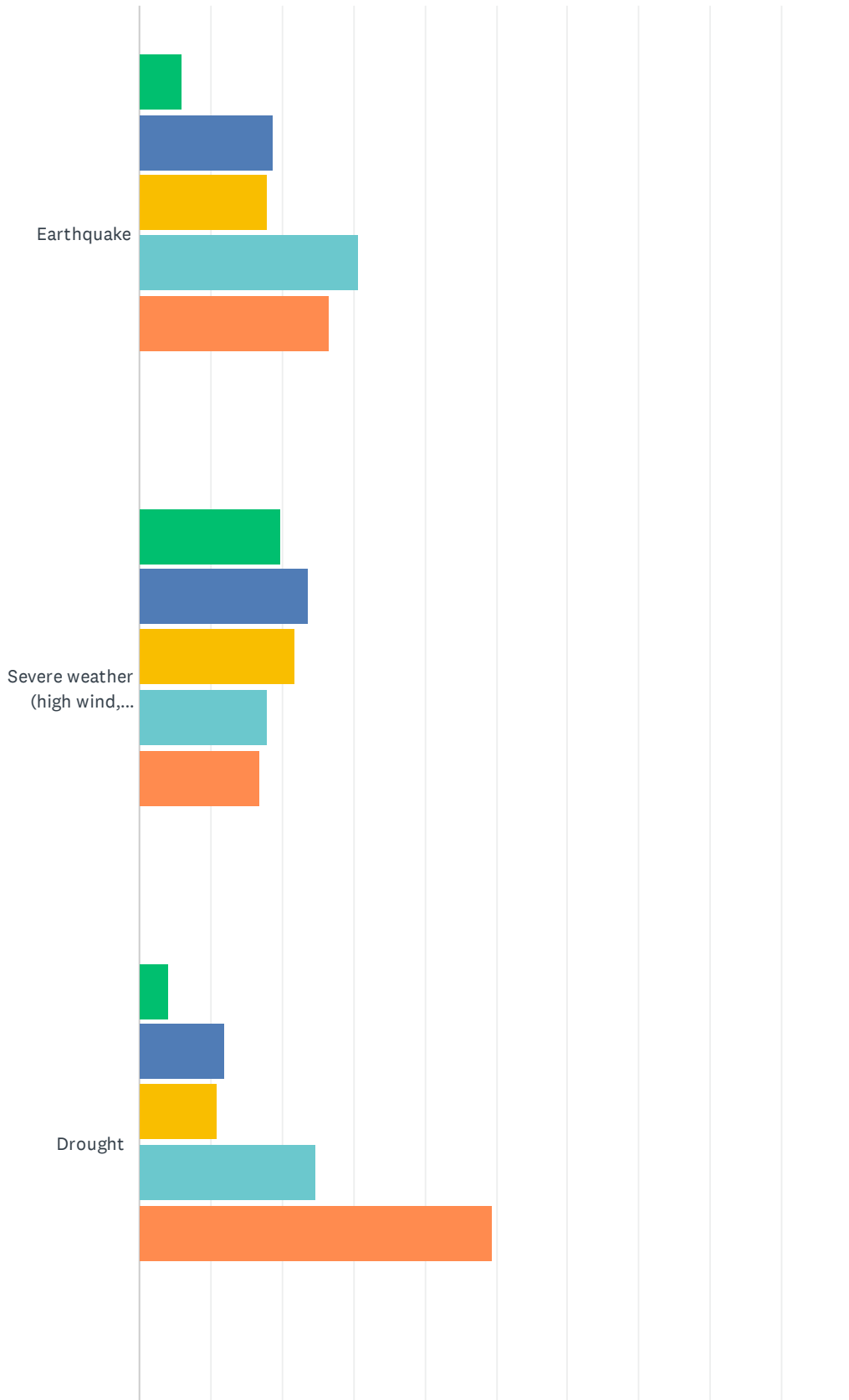
Land Planning for Pinole Housing * Safety * Health * Environmental Justice We Need to Hear from You!

ANSWER CHOICES	RESPONSES
Earthquake	83.81% 88
Severe weather (high wind, heavy rain, lightning, etc.)	60.00% 63
Drought	78.10% 82
Landslide & Mass Movements (sinkholes, geologic hazards)	9.52% 10
Wildfire	26.67% 28
Flood	7.62% 8
Dam/Levee Failure	0.95% 1
Tsunami	0.00% 0
None	6.67% 7
Other (please specify)	5.71% 6
Total Respondents: 105	

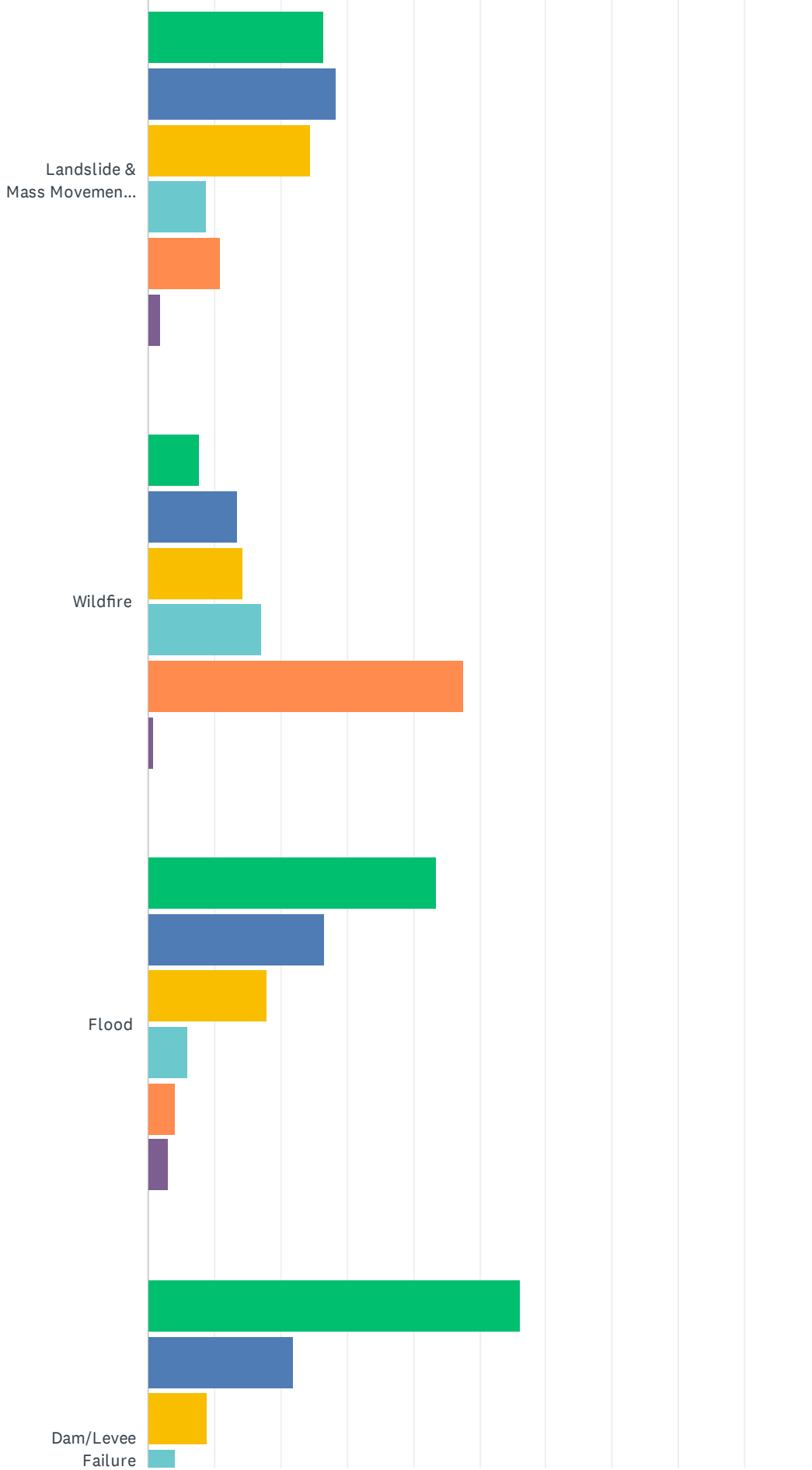
#	OTHER (PLEASE SPECIFY)	DATE
1	Does the landslide just off freeway entrance a few years ago count? Old timers Pinole still remember the landslides above the highschool area.	8/2/2022 1:12 AM
2	flooding/extreme rainfall and wind events	5/17/2022 1:30 PM
3	if there had been a wildfire in open space areas near us, we would have been seriously impacted	5/8/2022 9:00 PM
4	Wildfire smoke.	5/7/2022 6:35 PM
5	Lingering wildfire smoke	5/7/2022 3:32 PM
6	We need the city to keep the storm drains cleared	5/6/2022 6:49 PM

Q24 How concerned are you about the following natural hazards in Pinole?

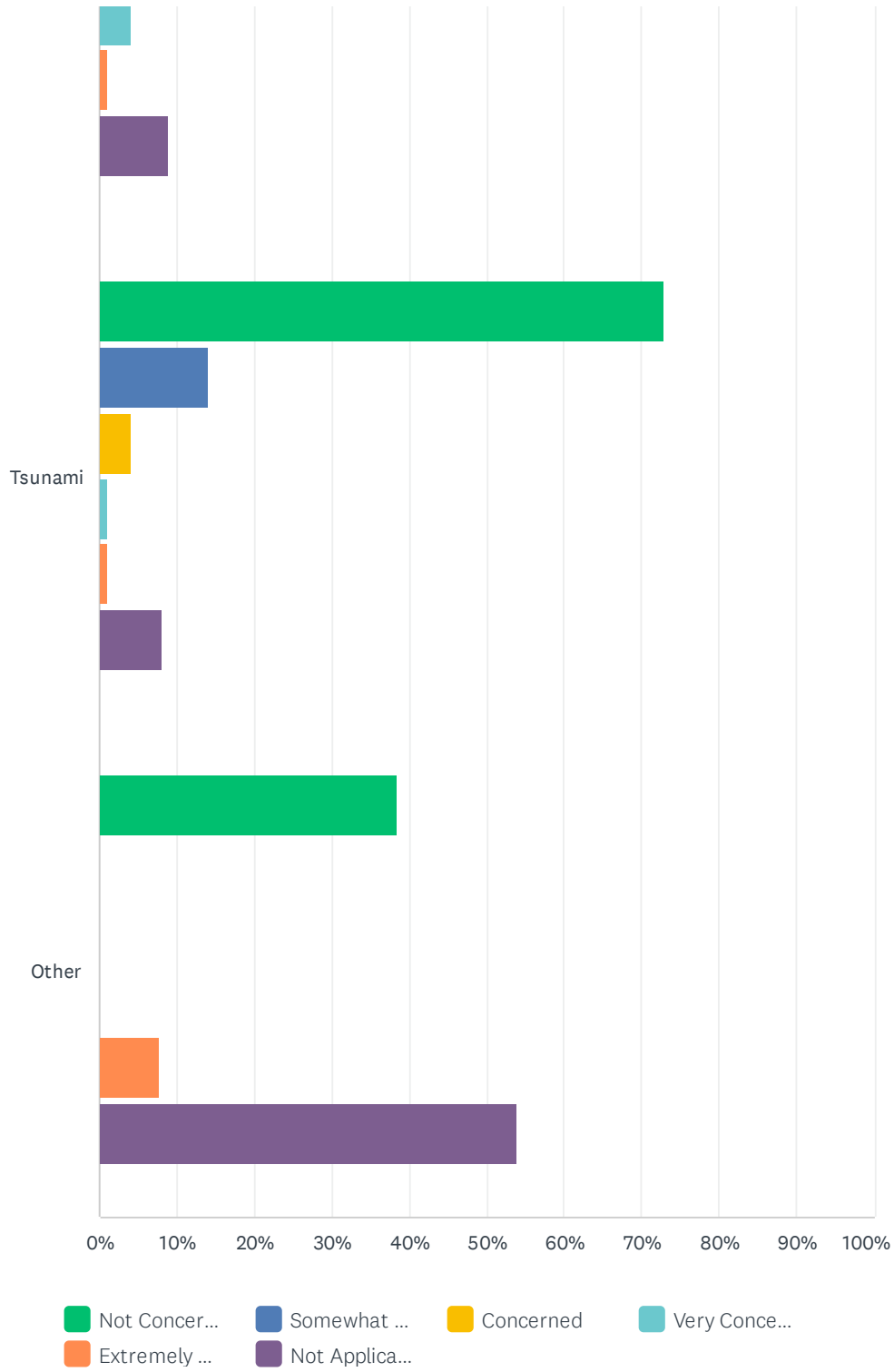
Answered: 105 Skipped: 44



Land Planning for Pinole Housing * Safety * Health * Environmental Justice We Need to Hear from You!



Land Planning for Pinole Housing * Safety * Health * Environmental Justice We Need to Hear from You!

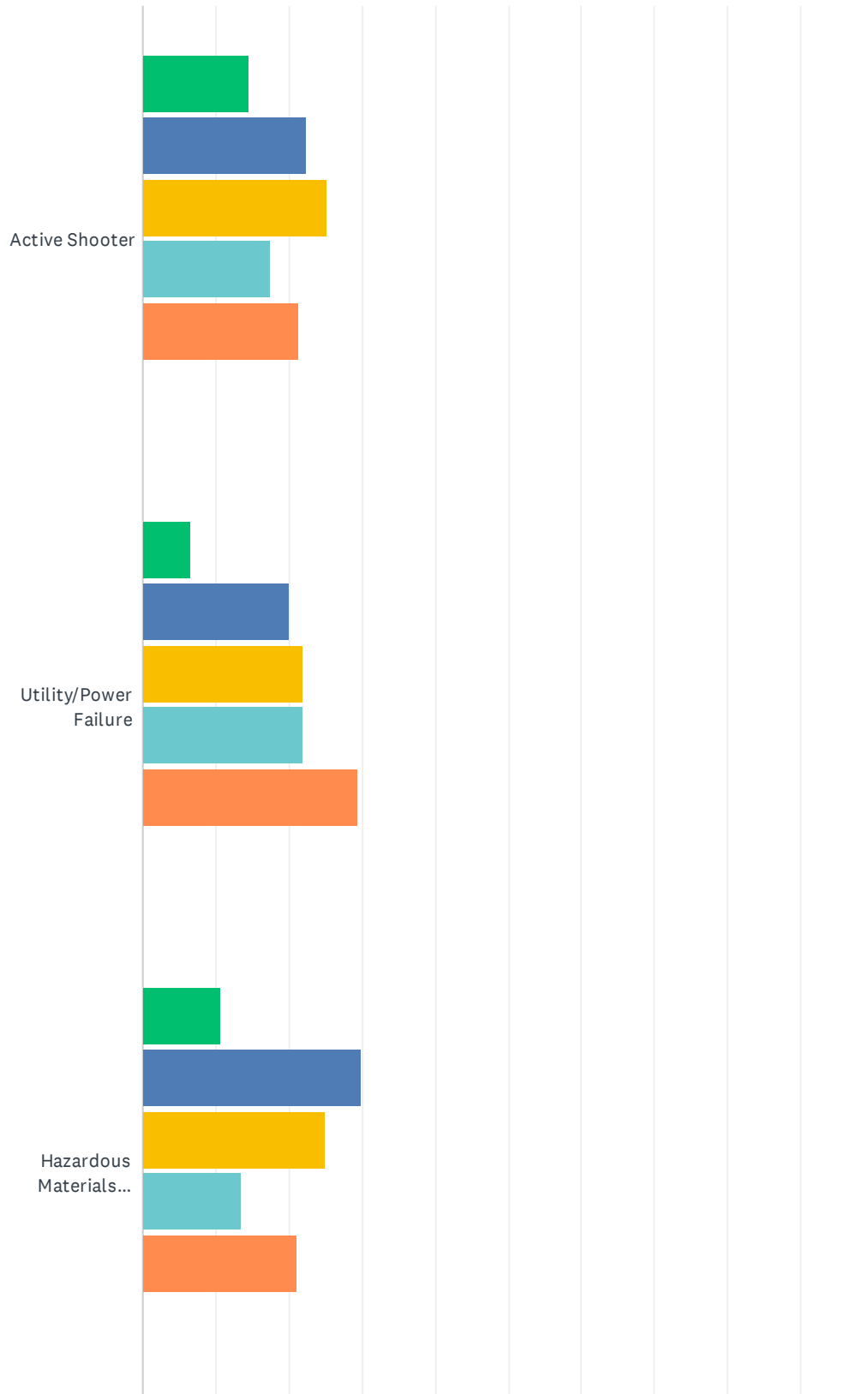


Land Planning for Pinole Housing * Safety * Health * Environmental Justice We Need to Hear from You!

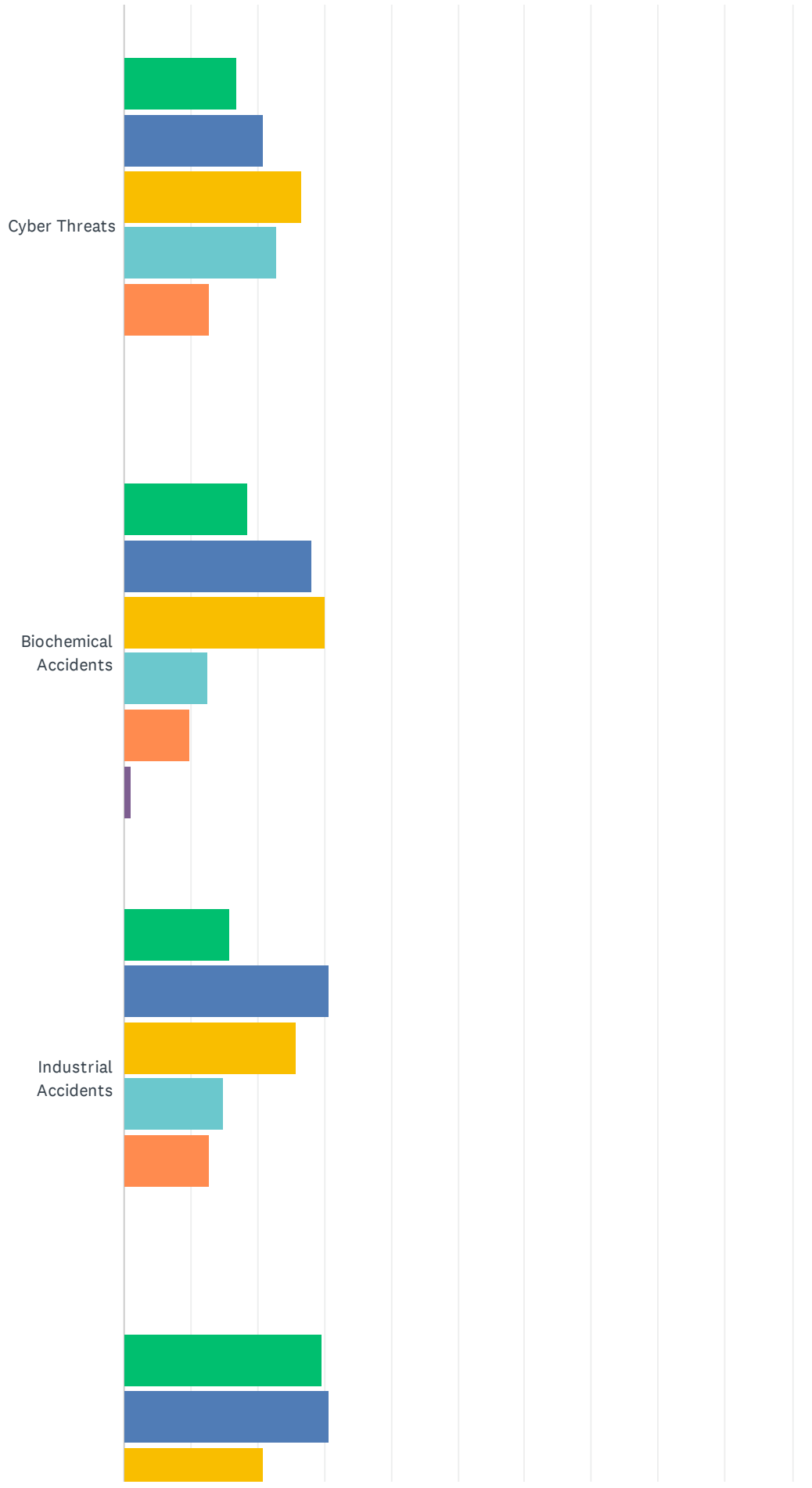
	NOT CONCERNED	SOMEWHAT CONCERNED	CONCERNED	VERY CONCERNED	EXTREMELY CONCERNED	NOT APPLICABLE	TOTAL RESPONDENTS
Earthquake	5.94% 6	18.81% 19	17.82% 18	30.69% 31	26.73% 27	0.00% 0	101
Severe weather (high wind, heavy rain, lightning, etc.)	19.80% 20	23.76% 24	21.78% 22	17.82% 18	16.83% 17	0.00% 0	101
Drought	3.96% 4	11.88% 12	10.89% 11	24.75% 25	49.50% 50	0.00% 0	101
Landslide & Mass Movements (sinkholes, geologic hazards)	26.47% 27	28.43% 29	24.51% 25	8.82% 9	10.78% 11	1.96% 2	102
Wildfire	7.62% 8	13.33% 14	14.29% 15	17.14% 18	47.62% 50	0.95% 1	105
Flood	43.56% 44	26.73% 27	17.82% 18	5.94% 6	3.96% 4	2.97% 3	101
Dam/Levee Failure	56.00% 56	22.00% 22	9.00% 9	4.00% 4	1.00% 1	9.00% 9	100
Tsunami	73.00% 73	14.00% 14	4.00% 4	1.00% 1	1.00% 1	8.00% 8	100
Other	38.46% 5	0.00% 0	0.00% 0	0.00% 0	7.69% 1	53.85% 7	13

Q25 How concerned are you about the following non-natural hazards in Pinole?

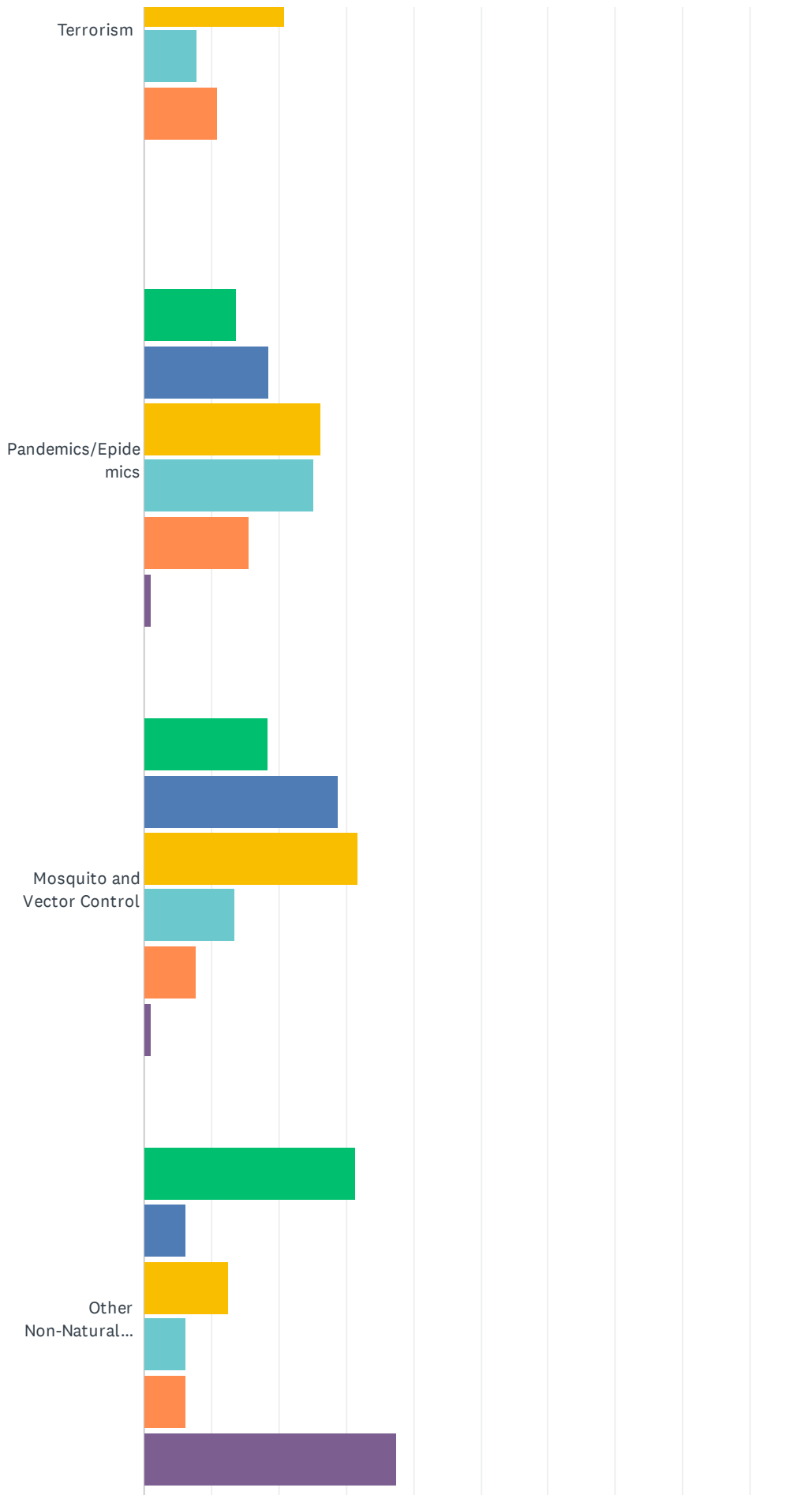
Answered: 105 Skipped: 44



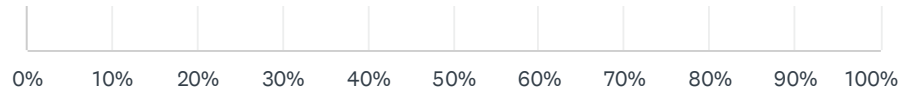
Land Planning for Pinole Housing * Safety * Health * Environmental Justice We Need to Hear from You!



Land Planning for Pinole Housing * Safety * Health * Environmental Justice We Need to Hear from You!



Land Planning for Pinole Housing * Safety * Health * Environmental Justice We Need to Hear from You!

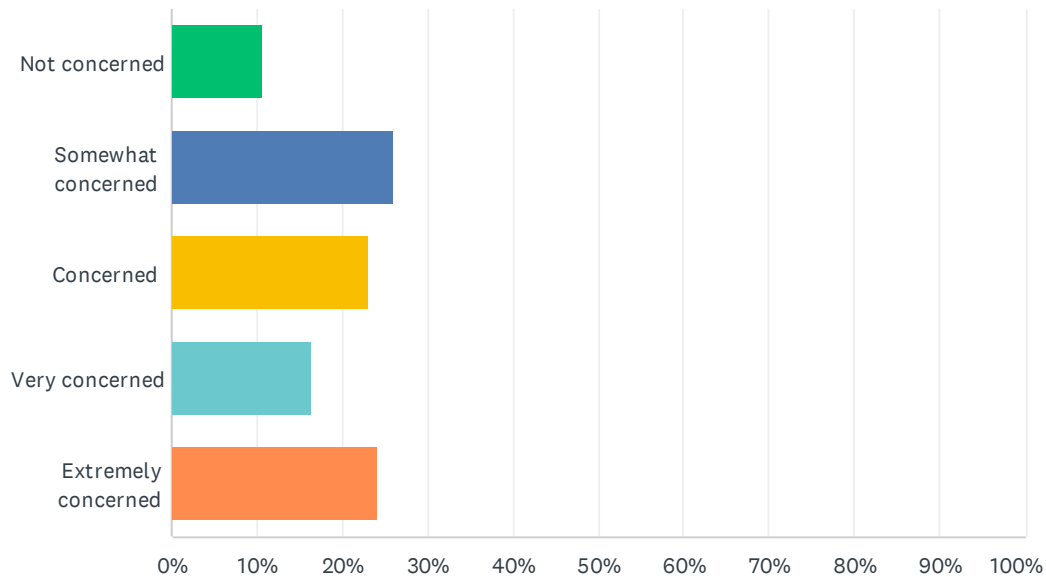


	NOT CONCERNED	SOMEWHAT CONCERNED	CONCERNED	VERY CONCERNED	EXTREMELY CONCERNED	NOT APPLICABLE	TOTAL RESP
Active Shooter	14.56% 15	22.33% 23	25.24% 26	17.48% 18	21.36% 22	0.00% 0	
Utility/Power Failure	6.67% 7	20.00% 21	21.90% 23	21.90% 23	29.52% 31	0.00% 0	
Hazardous Materials Oil/Gas Spill	10.58% 11	29.81% 31	25.00% 26	13.46% 14	21.15% 22	0.00% 0	
Cyber Threats	16.83% 17	20.79% 21	26.73% 27	22.77% 23	12.87% 13	0.00% 0	
Biochemical Accidents	18.45% 19	28.16% 29	30.10% 31	12.62% 13	9.71% 10	0.97% 1	
Industrial Accidents	15.84% 16	30.69% 31	25.74% 26	14.85% 15	12.87% 13	0.00% 0	
Terrorism	29.70% 30	30.69% 31	20.79% 21	7.92% 8	10.89% 11	0.00% 0	
Pandemics/Epidemics	13.59% 14	18.45% 19	26.21% 27	25.24% 26	15.53% 16	0.97% 1	
Mosquito and Vector Control	18.27% 19	28.85% 30	31.73% 33	13.46% 14	7.69% 8	0.96% 1	
Other Non-Natural Hazard (please specify)	31.25% 5	6.25% 1	12.50% 2	6.25% 1	6.25% 1	37.50% 6	

#	OTHER NON-NATURAL HAZARD (PLEASE SPECIFY)	DATE
1	train derailments along the Pinole shores or anywhere thru Pinole	8/2/2022 1:12 AM

Q26 How concerned are you about evacuating in the event of a disaster?

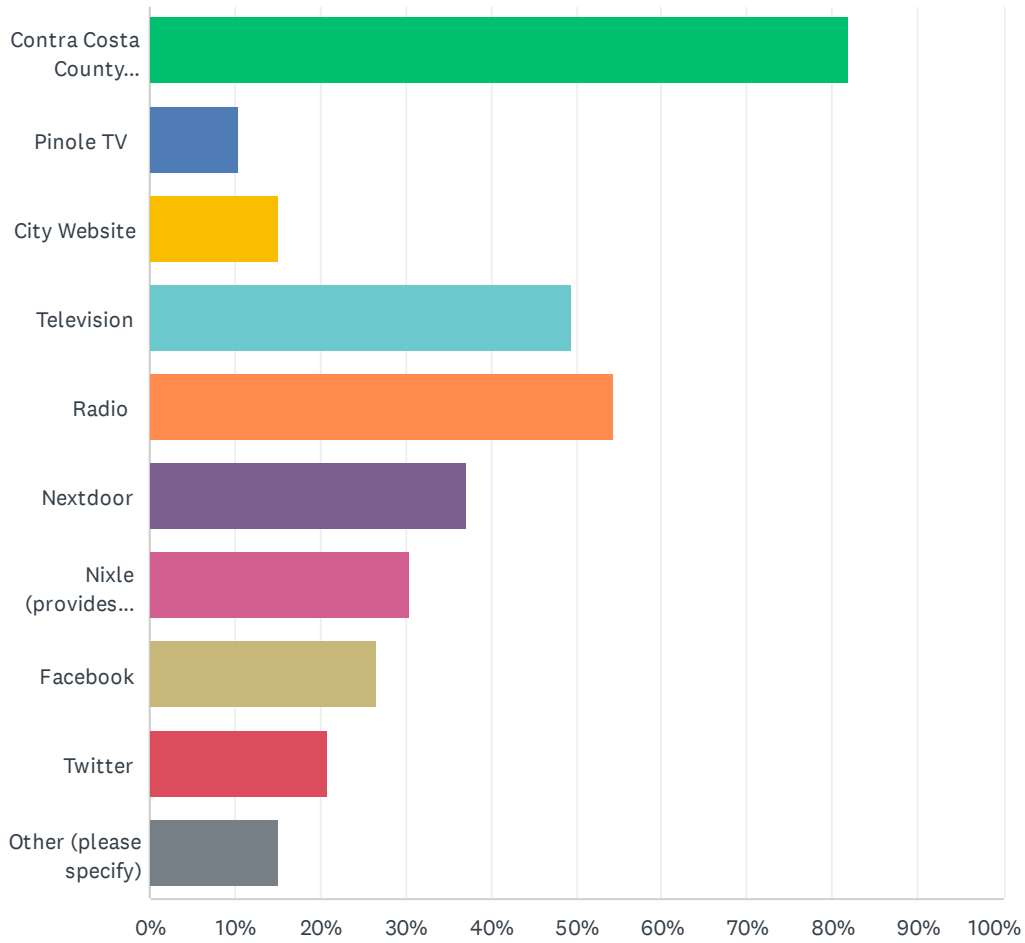
Answered: 104 Skipped: 45



ANSWER CHOICES	RESPONSES	
Not concerned	10.58%	11
Somewhat concerned	25.96%	27
Concerned	23.08%	24
Very concerned	16.35%	17
Extremely concerned	24.04%	25
TOTAL		104

Q27 How would you expect to be notified in case of an immediate threat caused by a local hazard? Select all that apply.

Answered: 105 Skipped: 44



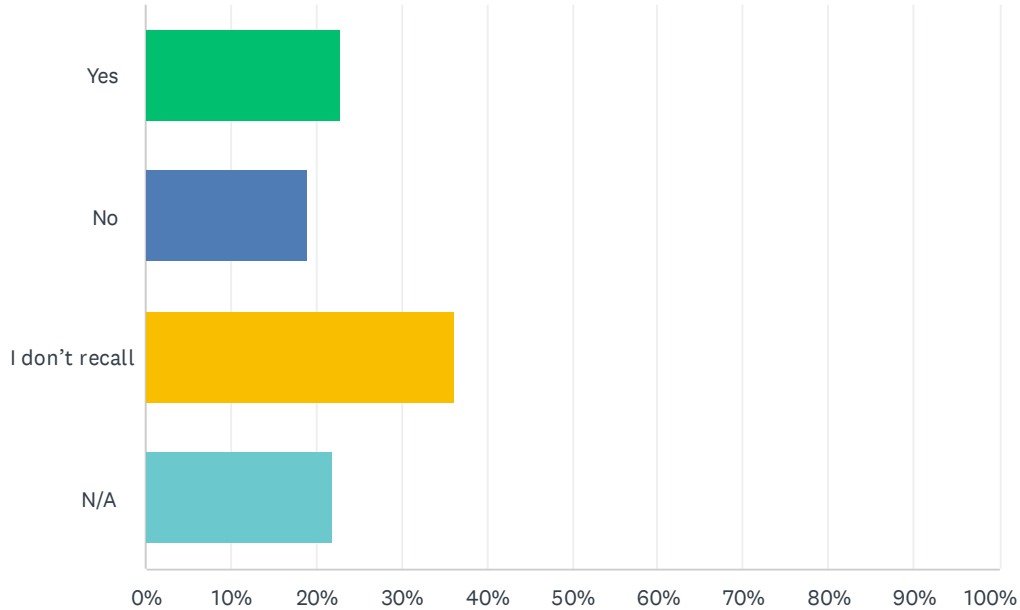
Land Planning for Pinole Housing * Safety * Health * Environmental Justice We Need to Hear from You!

ANSWER CHOICES	RESPONSES	
Contra Costa County Community Warning System	81.90%	86
Pinole TV	10.48%	11
City Website	15.24%	16
Television	49.52%	52
Radio	54.29%	57
Nextdoor	37.14%	39
Nixle (provides e-mail and/or text messages)	30.48%	32
Facebook	26.67%	28
Twitter	20.95%	22
Other (please specify)	15.24%	16
Total Respondents: 105		

#	OTHER (PLEASE SPECIFY)	DATE
1	Text our Mobile phones (we would need to opt in)	7/26/2022 6:05 PM
2	None!	7/13/2022 6:36 PM
3	Phone call	7/10/2022 11:37 AM
4	Telephone!!	7/7/2022 1:54 PM
5	By text	6/26/2022 11:36 AM
6	news media	6/18/2022 6:58 AM
7	Door knocking by First Responders	6/14/2022 11:32 AM
8	Instagram	6/9/2022 4:49 PM
9	Automated voicemail notification	5/16/2022 8:02 AM
10	Text	5/12/2022 8:47 PM
11	Citizen app	5/11/2022 7:09 PM
12	Automated text message	5/9/2022 7:40 PM
13	text message	5/8/2022 9:00 PM
14	Text message alert	5/7/2022 3:32 PM
15	I would like a phone call to my landline, if that would be possible.	5/6/2022 2:57 PM
16	Email/text	5/6/2022 12:42 PM

Q28 If you received real estate disclosure information when you moved into your current home, did your real estate agent or landlord explain the implications of potential living in a natural hazard risk area?

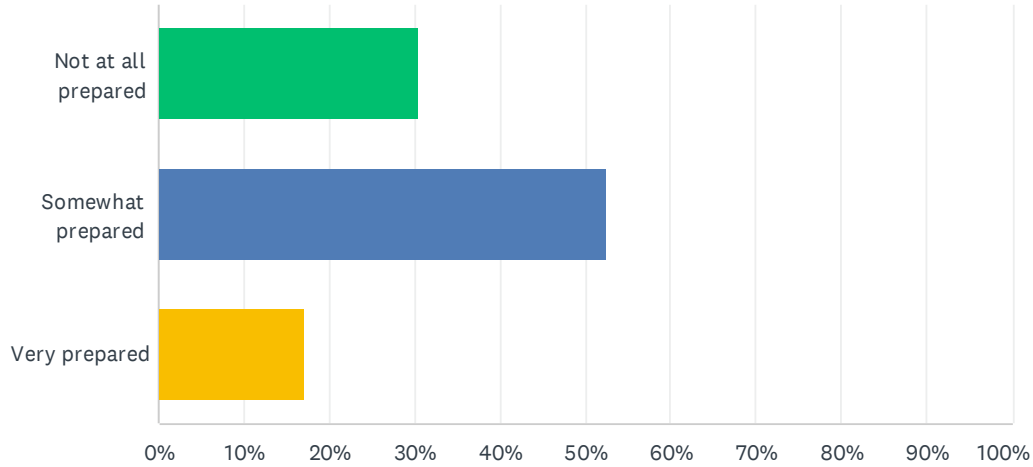
Answered: 105 Skipped: 44



ANSWER CHOICES	RESPONSES	
Yes	22.86%	24
No	19.05%	20
I don't recall	36.19%	38
N/A	21.90%	23
TOTAL		105

Q29 How prepared is your household to get along without electricity or natural gas for up to five days?

Answered: 105 Skipped: 44

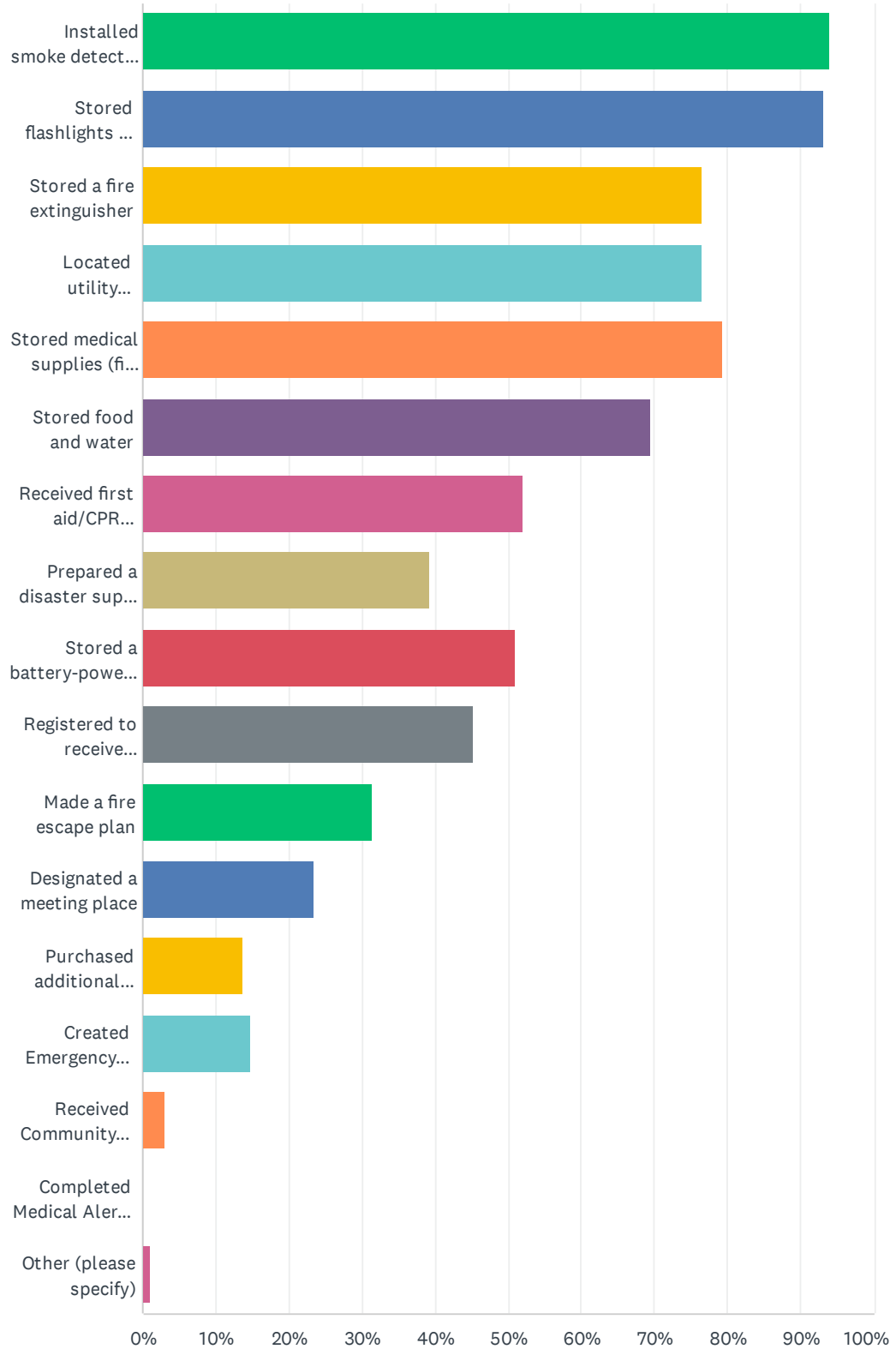


ANSWER CHOICES	RESPONSES
Not at all prepared	30.48% 32
Somewhat prepared	52.38% 55
Very prepared	17.14% 18
TOTAL	105

Q30 Which of the following steps have you taken to prepare for a local hazard event? (Please select all that apply)

Answered: 102 Skipped: 47

Land Planning for Pinole Housing * Safety * Health * Environmental Justice We Need to Hear from You!



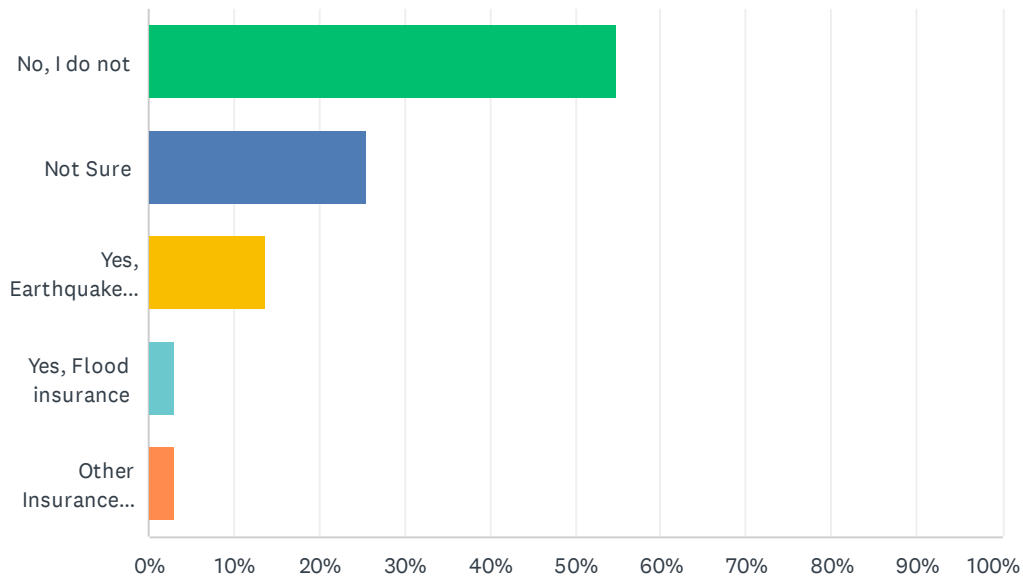
Land Planning for Pinole Housing * Safety * Health * Environmental Justice We Need to Hear from You!

ANSWER CHOICES	RESPONSES	
Installed smoke detectors on each level of the house	94.12%	96
Stored flashlights and batteries	93.14%	95
Stored a fire extinguisher	76.47%	78
Located utility panels/valves/meters on your property	76.47%	78
Stored medical supplies (first aid kit, medications)	79.41%	81
Stored food and water	69.61%	71
Received first aid/CPR training	51.96%	53
Prepared a disaster supply kit	39.22%	40
Stored a battery-powered radio	50.98%	52
Registered to receive emergency alerts	45.10%	46
Made a fire escape plan	31.37%	32
Designated a meeting place	23.53%	24
Purchased additional insurance	13.73%	14
Created Emergency Preparedness Checklist	14.71%	15
Received Community Emergency Response Team (CERT) Training	2.94%	3
Completed Medical Alert Registration	0.00%	0
Other (please specify)	0.98%	1
Total Respondents: 102		

#	OTHER (PLEASE SPECIFY)	DATE
1	Talked to fire chief about risk of wildfire in valley; complained about PG&E wires, talked to neighbors about getting out on bike	6/18/2022 6:58 AM

Q31 Do you have hazard-specific Insurance?

Answered: 102 Skipped: 47



ANSWER CHOICES	RESPONSES	
No, I do not	54.90%	56
Not Sure	25.49%	26
Yes, Earthquake insurance	13.73%	14
Yes, Flood insurance	2.94%	3
Other Insurance (please specify)	2.94%	3
TOTAL		102

#	OTHER INSURANCE (PLEASE SPECIFY)	DATE
1	flood & earthquake	7/23/2022 12:14 PM
2	Homeowners	5/9/2022 10:17 AM
3	Fire	5/6/2022 6:05 PM

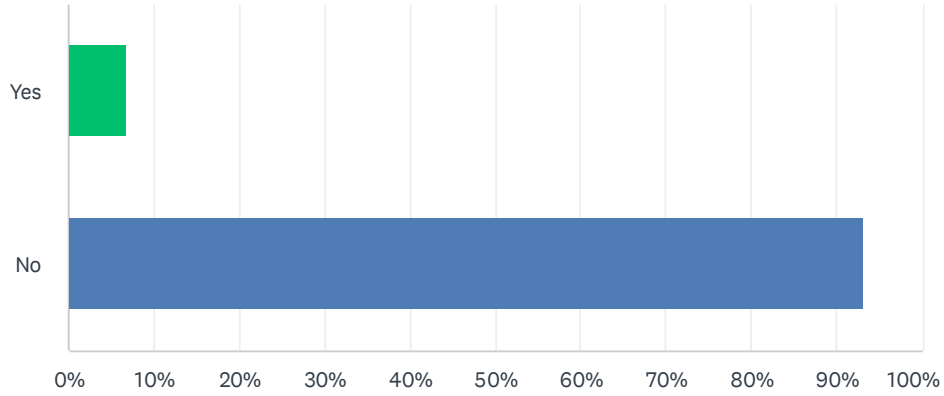
Q32 Please suggest awareness and preparedness programs that you think the city should provide to promote citizen actions to reduce exposure to the risks associated with natural/non-natural hazards.

Answered: 22 Skipped: 127

#	RESPONSES	DATE
1	I have tried to envision an evacuation route in case of fire and there is likely None from where we live. The road would be stopped with all the other residents trying to get out too. Public transport to evacuate??? Is that a serious question or is meant to make someone feel better?	8/2/2022 1:12 AM
2	Ask us to opt into Txt notifications	7/26/2022 6:05 PM
3	Posters and ads, bulletin board posting at the library	7/25/2022 8:48 PM
4	Bring CERT training to Pinole	7/19/2022 9:19 AM
5	Sign up via phone numbers, Communicatons on steps to register	7/13/2022 6:36 PM
6	Assure cellphone availability THROUGHOUT the city--esp. during electric & landline phone outages	7/7/2022 1:54 PM
7	Make programs and supplies free.	6/17/2022 9:16 AM
8	Enforcement of brush clearing	6/14/2022 11:32 AM
9	Evacuation routes in case of wildfires	6/8/2022 12:20 PM
10	First Aid/ CPR classes, info on best evacuation routes, promoting preparedness checklists, promoting schools as emergency shelters	6/6/2022 7:36 AM
11	Please suggest awareness and preparedness programs that you think the city should provide to promote citizen actions to reduce exposure to the risks associated with natural/non-natural hazards.	5/17/2022 1:30 PM
12	- Provide emergency kits (radios, shelf stable food, first aid kits, flashlights, etc.)	5/16/2022 4:39 PM
13	Classes on how to prepare. Guidance on supplemental insurance options.	5/16/2022 8:02 AM
14	have a Community Preparedness Program for the residents of Pinole on several different dates so as many of Pinole residents can attend.	5/14/2022 6:54 PM
15	Please teach more community issues that are being addressed in a class at Pinole Valley Highschool, Pinole Valley Highschool should have presentations dedicated to the future of the city, constant reminders.	5/11/2022 7:50 PM
16	Have a special emergency number and make sure everyone knows it	5/10/2022 5:37 PM
17	Risk map of the city	5/9/2022 4:58 PM
18	We love local meetings with police officers. And the police cannot lose funding which has been occurring in many parts of our country.	5/9/2022 2:48 PM
19	Anything is always a good idea via Pinole TV, etc.	5/9/2022 10:17 AM
20	I would love more CERT training opportunities, blood drives, community 1st aid classes, etc.	5/7/2022 6:35 PM
21	Evacuation plans due to wildfire. Also, require and enforce weed and native grass abatement.	5/7/2022 5:11 PM
22	Water storage	5/6/2022 12:42 PM

Q33 In case of an emergency, do you need public transportation to evacuate?

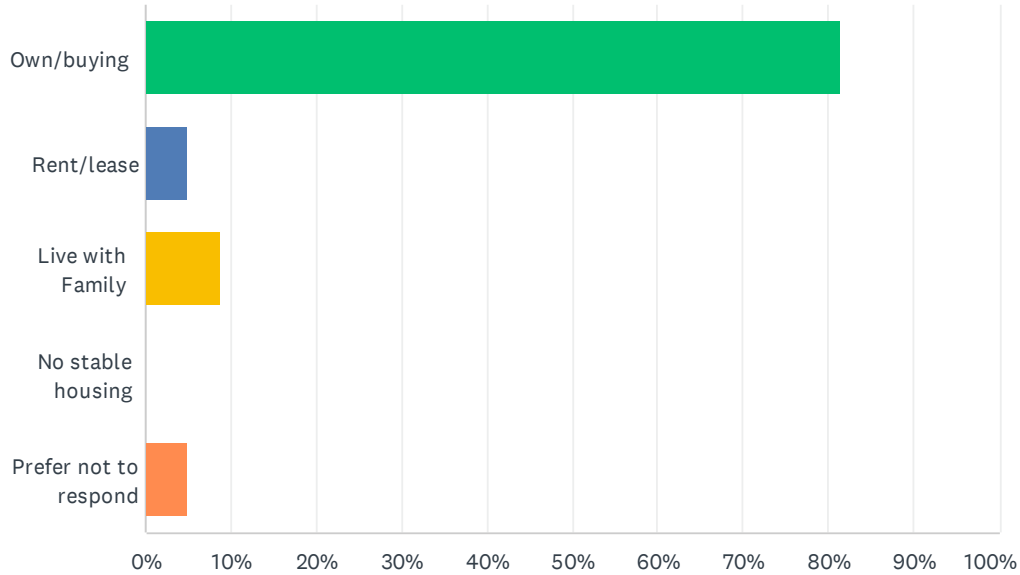
Answered: 104 Skipped: 45



ANSWER CHOICES	RESPONSES	
Yes	6.73%	7
No	93.27%	97
TOTAL		104

Q35 Do you currently own the home or apartment where you live, do you rent, do you live with family, or do you not have stable housing?

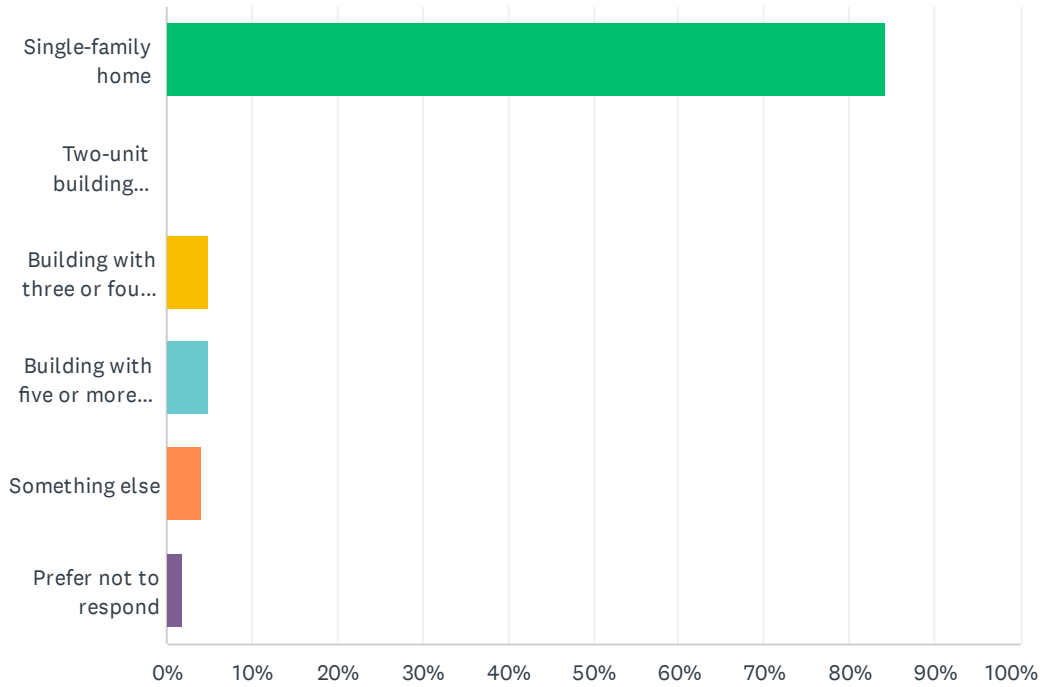
Answered: 102 Skipped: 47



ANSWER CHOICES	RESPONSES	
Own/buying	81.37%	83
Rent/lease	4.90%	5
Live with Family	8.82%	9
No stable housing	0.00%	0
Prefer not to respond	4.90%	5
TOTAL		102

Q36 Do you live in a:

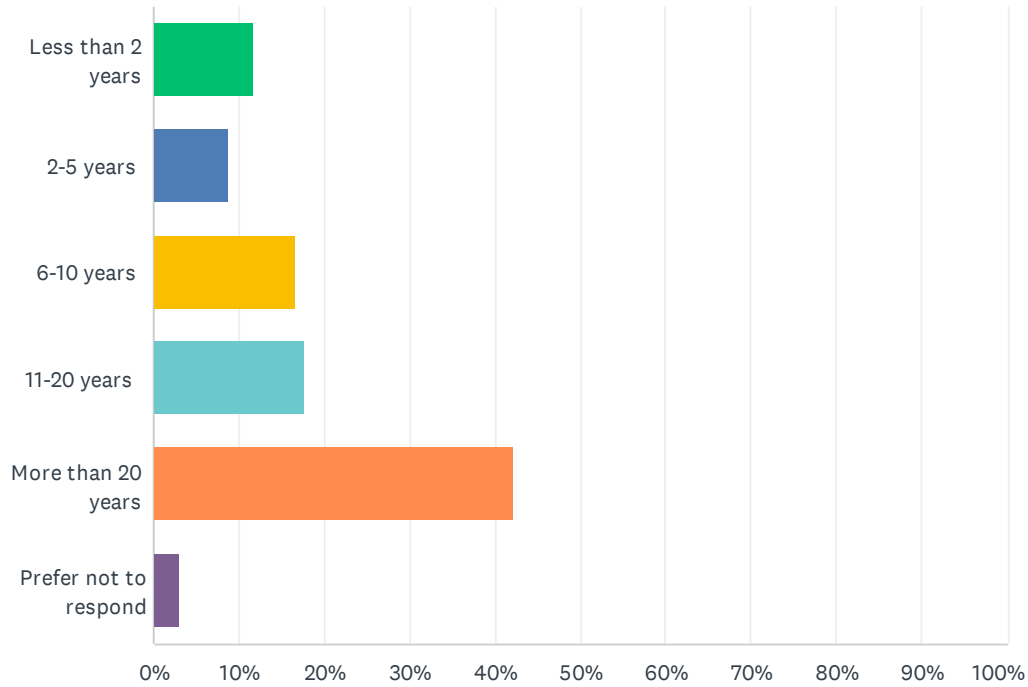
Answered: 101 Skipped: 48



ANSWER CHOICES	RESPONSES	
Single-family home	84.16%	85
Two-unit building (duplex)	0.00%	0
Building with three or four units (Triplex/Quadplex/Fourplex)	4.95%	5
Building with five or more units	4.95%	5
Something else	3.96%	4
Prefer not to respond	1.98%	2
TOTAL		101

Q37 How many years have you lived at your current address?

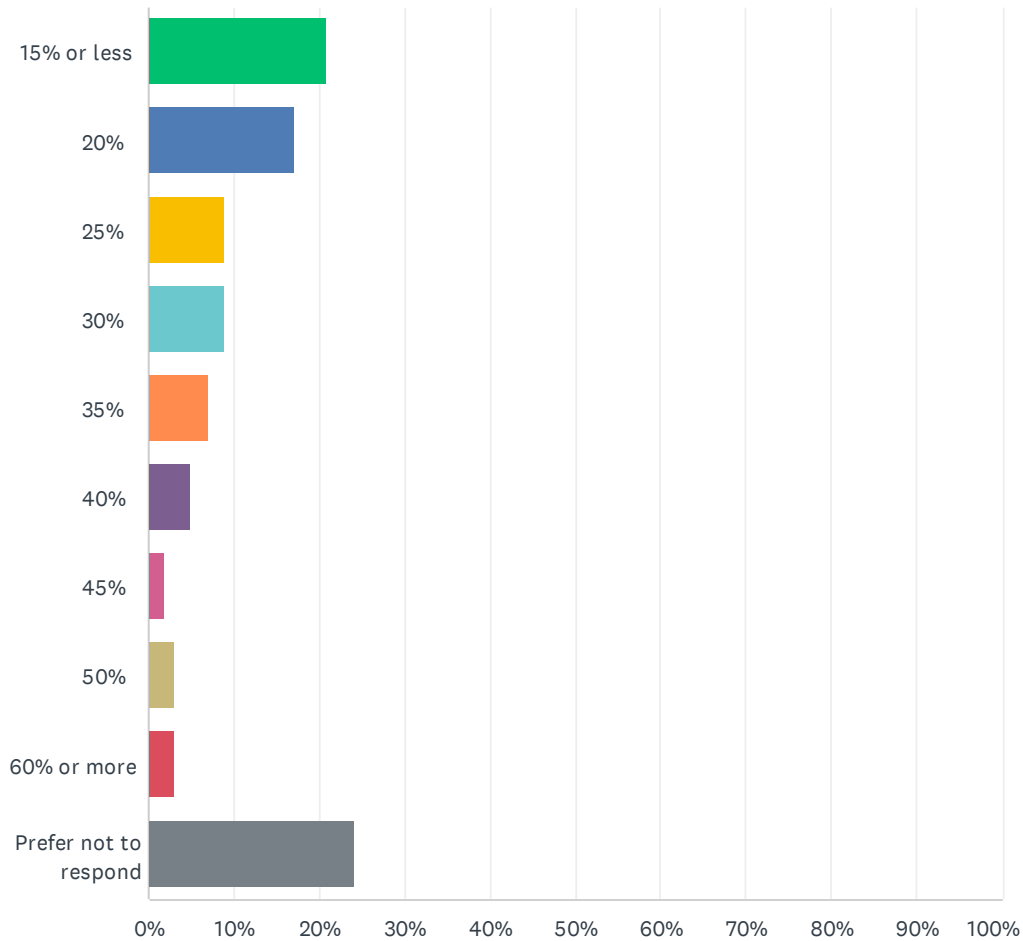
Answered: 102 Skipped: 47



ANSWER CHOICES	RESPONSES	
Less than 2 years	11.76%	12
2-5 years	8.82%	9
6-10 years	16.67%	17
11-20 years	17.65%	18
More than 20 years	42.16%	43
Prefer not to respond	2.94%	3
TOTAL		102

Q38 Approximately what percentage of your gross household income do you spend on housing? Example: If your monthly gross income is \$4,000 and you spend \$1,500/month on rent, you would spend 37% of your household income on housing.

Answered: 100 Skipped: 49

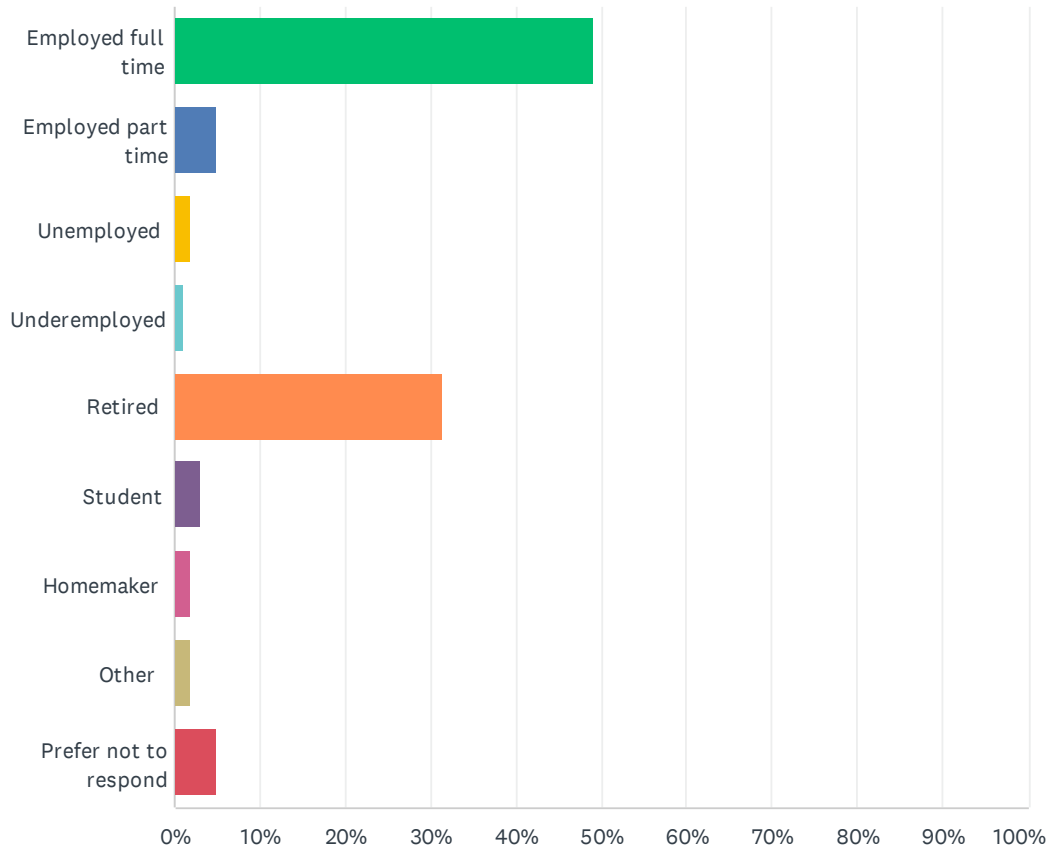


Land Planning for Pinole Housing * Safety * Health * Environmental Justice We Need to Hear from You!

ANSWER CHOICES	RESPONSES	
15% or less	21.00%	21
20%	17.00%	17
25%	9.00%	9
30%	9.00%	9
35%	7.00%	7
40%	5.00%	5
45%	2.00%	2
50%	3.00%	3
60% or more	3.00%	3
Prefer not to respond	24.00%	24
TOTAL		100

Q39 In terms of your job status, are you:

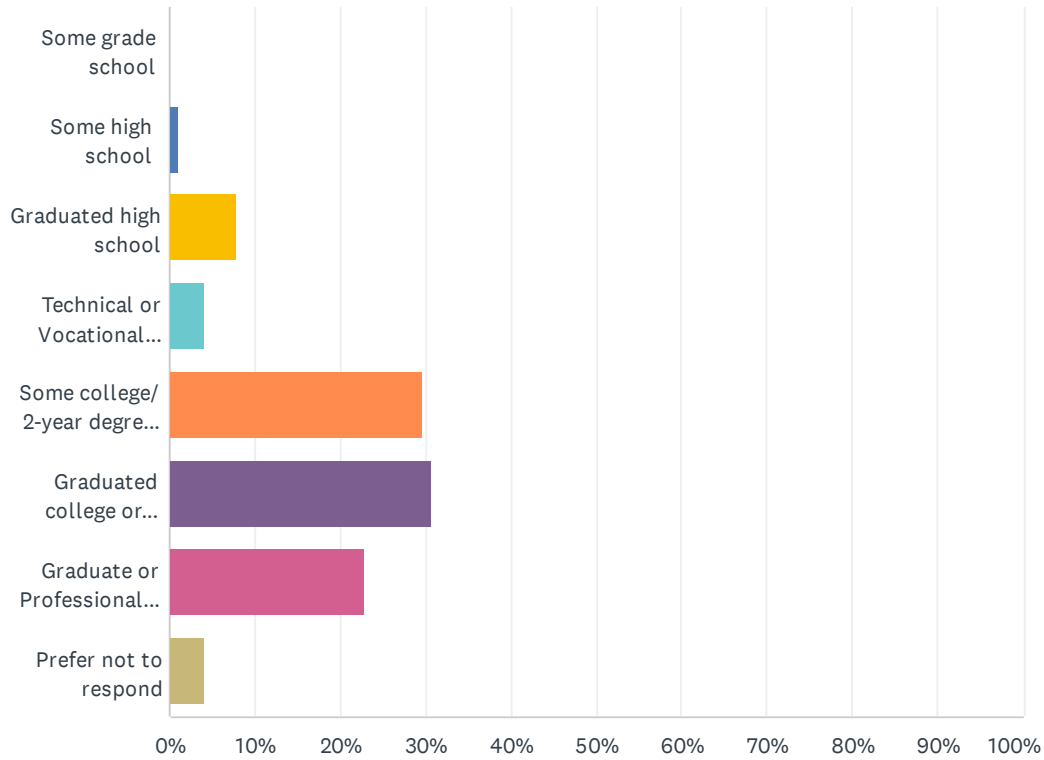
Answered: 102 Skipped: 47



ANSWER CHOICES	RESPONSES	
Employed full time	49.02%	50
Employed part time	4.90%	5
Unemployed	1.96%	2
Underemployed	0.98%	1
Retired	31.37%	32
Student	2.94%	3
Homemaker	1.96%	2
Other	1.96%	2
Prefer not to respond	4.90%	5
TOTAL		102

Q40 What is the last grade you completed in school?

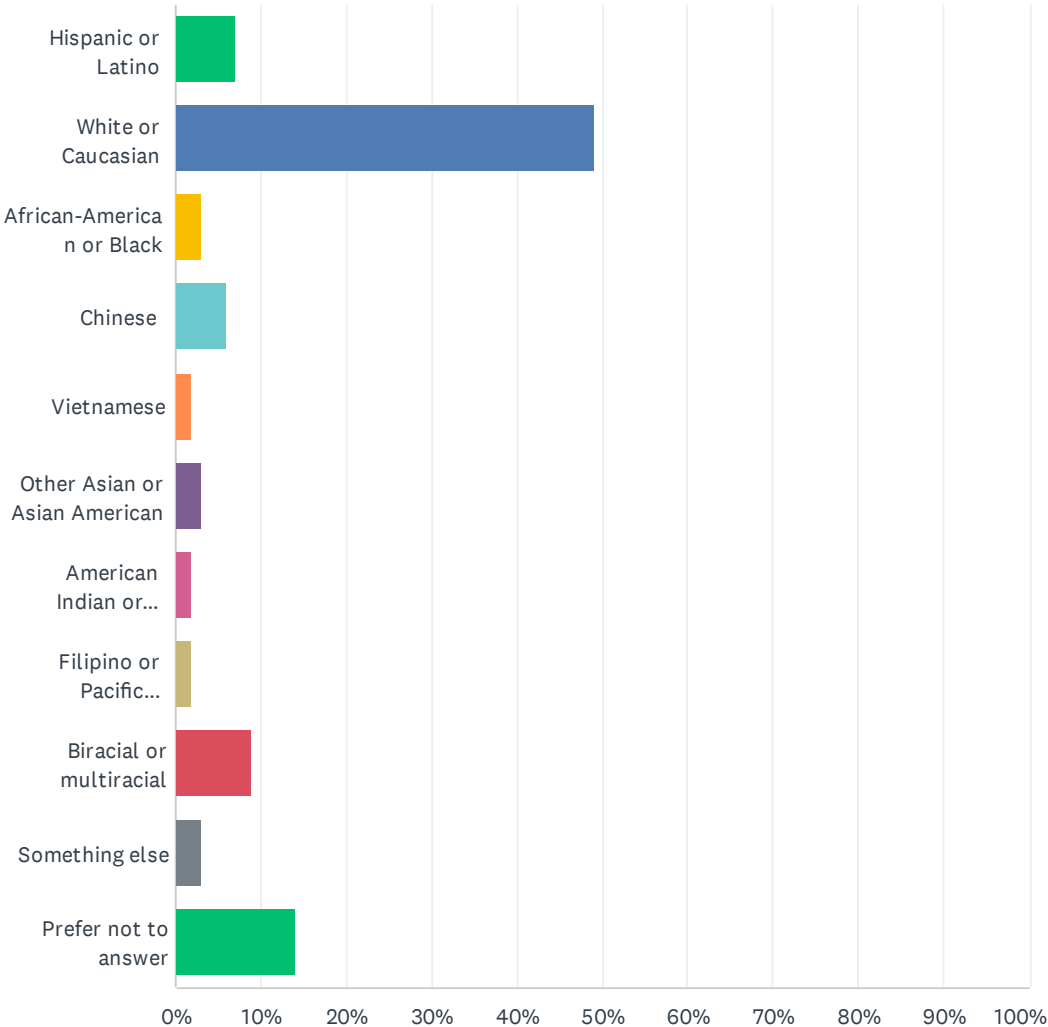
Answered: 101 Skipped: 48



ANSWER CHOICES	RESPONSES	
Some grade school	0.00%	0
Some high school	0.99%	1
Graduated high school	7.92%	8
Technical or Vocational school	3.96%	4
Some college/ 2-year degree (AA)	29.70%	30
Graduated college or 4-year degree (BA, Bachelor)	30.69%	31
Graduate or Professional Degree (MA, Master's PhD, MBA, Doctorate)	22.77%	23
Prefer not to respond	3.96%	4
TOTAL		101

Q41 Do you consider yourself to be:

Answered: 100 Skipped: 49

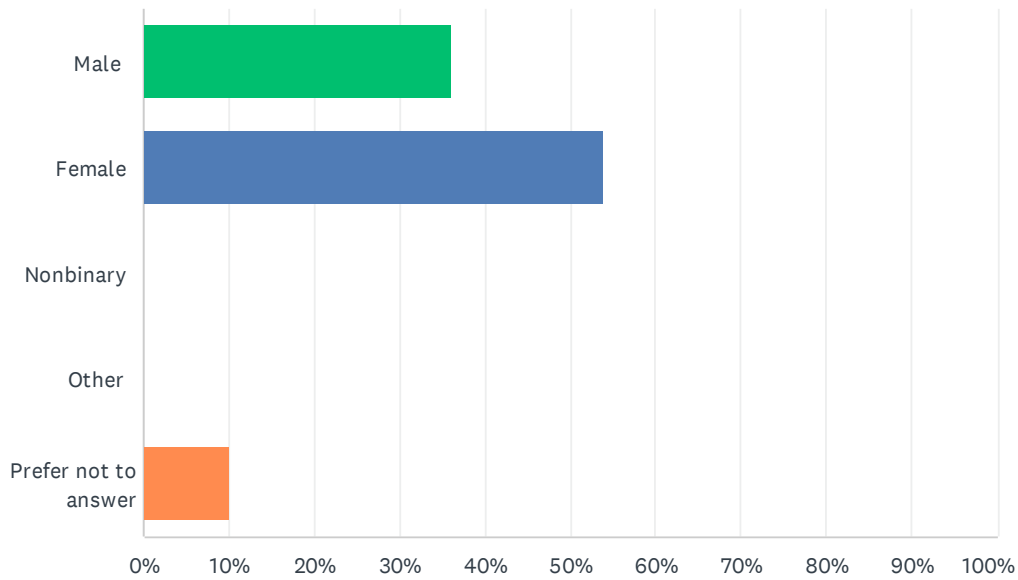


Land Planning for Pinole Housing * Safety * Health * Environmental Justice We Need to Hear from You!

ANSWER CHOICES	RESPONSES	
Hispanic or Latino	7.00%	7
White or Caucasian	49.00%	49
African-American or Black	3.00%	3
Chinese	6.00%	6
Vietnamese	2.00%	2
Other Asian or Asian American	3.00%	3
American Indian or Alaska Native	2.00%	2
Filipino or Pacific Islander or Native Hawaiian	2.00%	2
Biracial or multiracial	9.00%	9
Something else	3.00%	3
Prefer not to answer	14.00%	14
TOTAL		100

Q42 Do you identify as male, female, nonbinary, or something else?

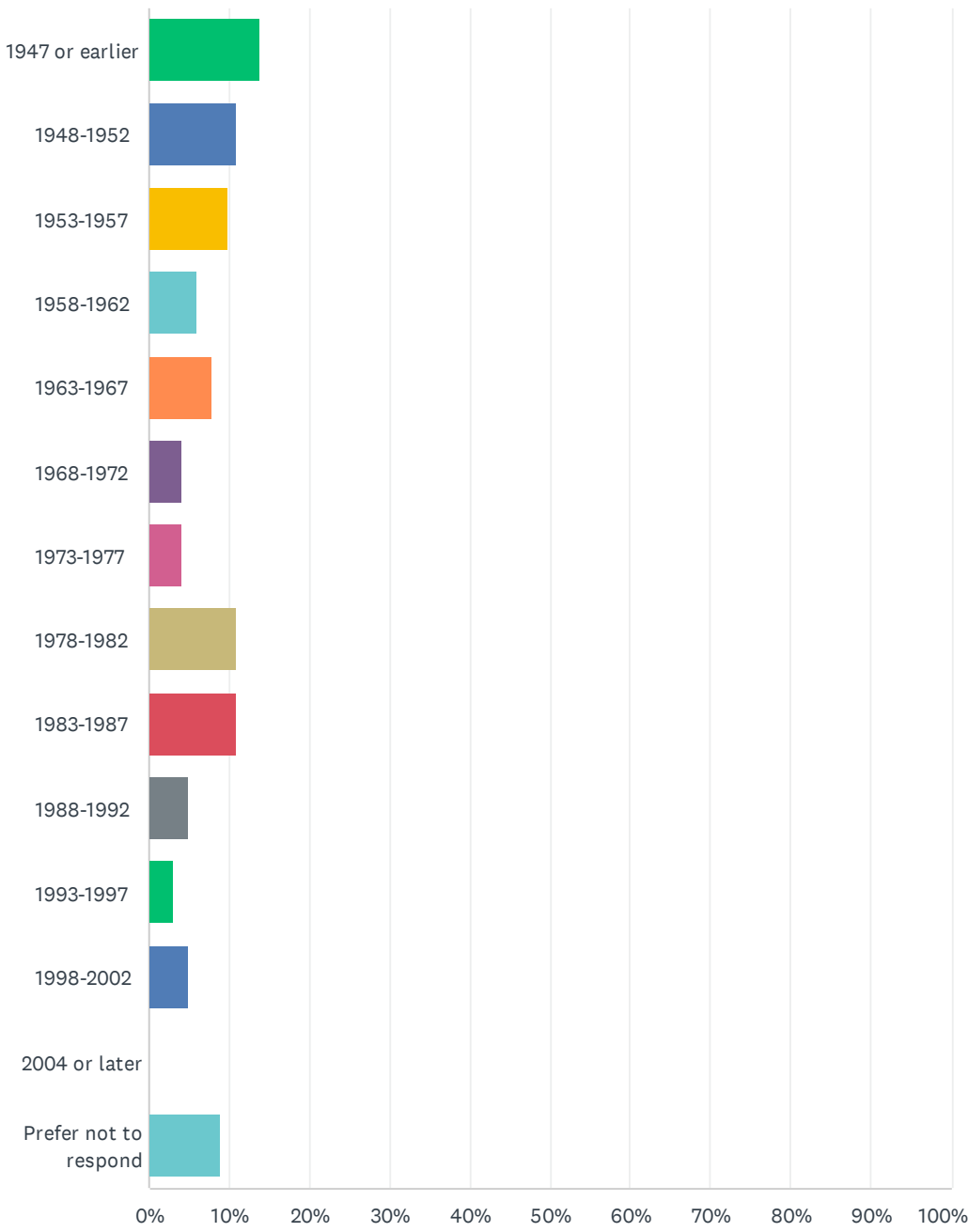
Answered: 100 Skipped: 49



ANSWER CHOICES	RESPONSES	
Male	36.00%	36
Female	54.00%	54
Nonbinary	0.00%	0
Other	0.00%	0
Prefer not to answer	10.00%	10
TOTAL		100

Q43 In what year were you born?

Answered: 101 Skipped: 48

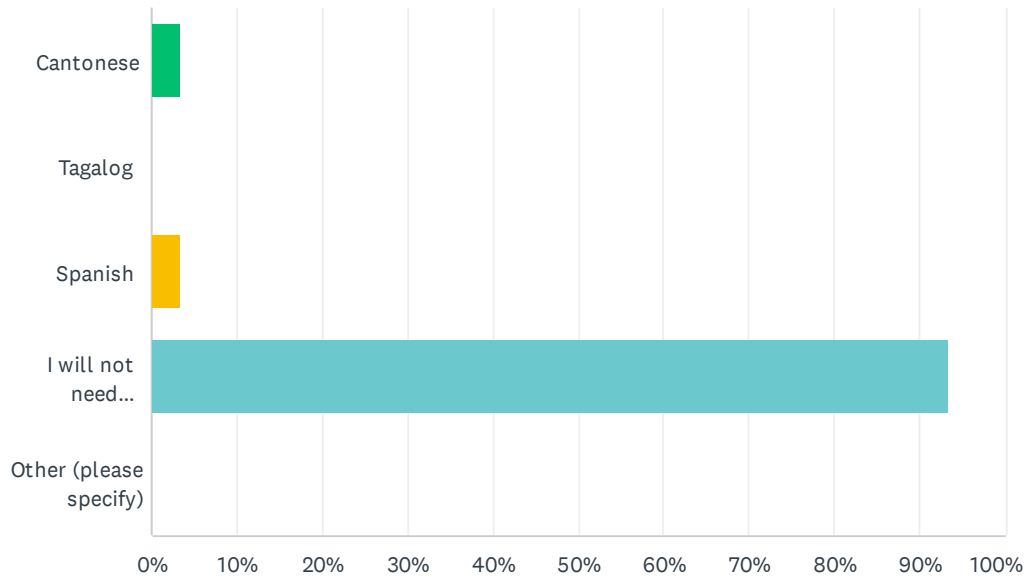


Land Planning for Pinole Housing * Safety * Health * Environmental Justice We Need to Hear from You!

ANSWER CHOICES	RESPONSES	
1947 or earlier	13.86%	14
1948-1952	10.89%	11
1953-1957	9.90%	10
1958-1962	5.94%	6
1963-1967	7.92%	8
1968-1972	3.96%	4
1973-1977	3.96%	4
1978-1982	10.89%	11
1983-1987	10.89%	11
1988-1992	4.95%	5
1993-1997	2.97%	3
1998-2002	4.95%	5
2004 or later	0.00%	0
Prefer not to respond	8.91%	9
TOTAL		101

Q44 We want to ensure everyone can participate in this process. Community workshops will be held in English. If a live translator would be helpful for you to participate in community workshops, what language would you prefer?

Answered: 90 Skipped: 59

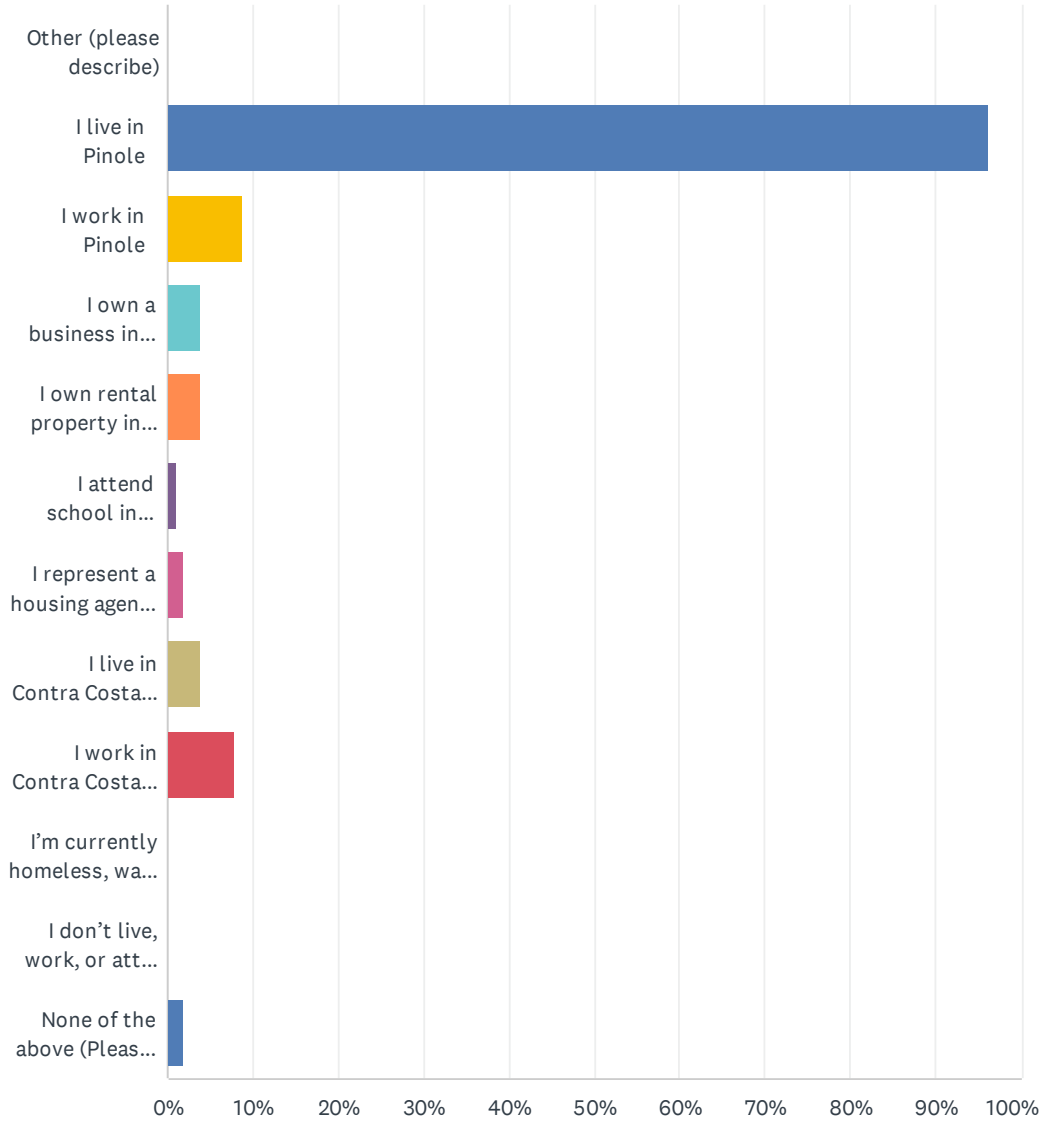


ANSWER CHOICES	RESPONSES	
Cantonese	3.33%	3
Tagalog	0.00%	0
Spanish	3.33%	3
I will not need translation services	93.33%	84
Other (please specify)	0.00%	0
TOTAL		90

#	OTHER (PLEASE SPECIFY)	DATE
	There are no responses.	

Q45 Please note your connection to the City of Pinole (Choose all that may apply)

Answered: 102 Skipped: 47



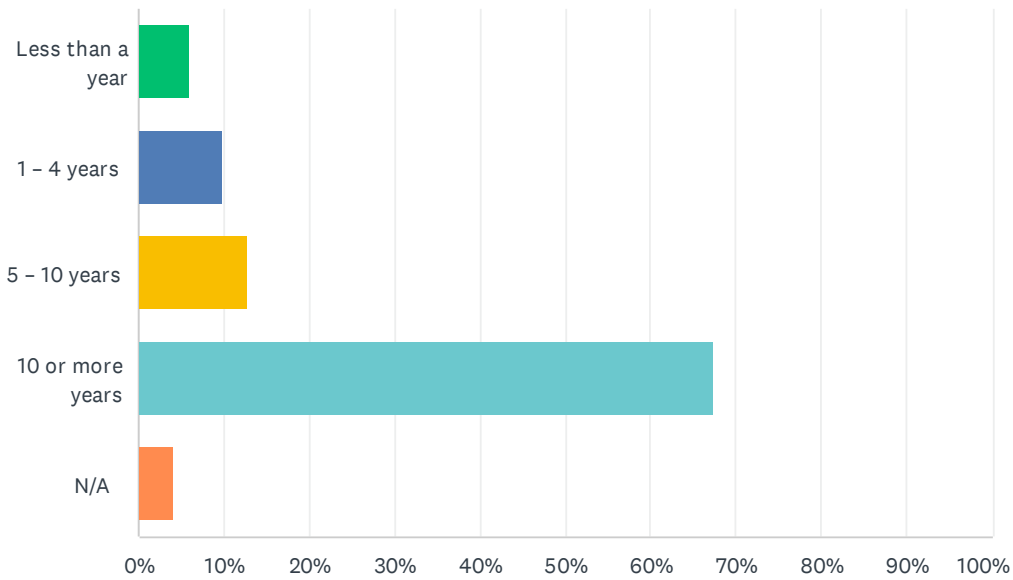
Land Planning for Pinole Housing * Safety * Health * Environmental Justice We Need to Hear from You!

ANSWER CHOICES	RESPONSES
Other (please describe)	0.00% 0
I live in Pinole	96.08% 98
I work in Pinole	8.82% 9
I own a business in Pinole	3.92% 4
I own rental property in Pinole	3.92% 4
I attend school in Pinole	0.98% 1
I represent a housing agency, social service agency, a non-profit organization, a religious institution, or a government entity in Pinole	1.96% 2
I live in Contra Costa County, outside of Pinole	3.92% 4
I work in Contra Costa County, outside of Pinole	7.84% 8
I'm currently homeless, was recently homeless, or am worried about becoming homeless	0.00% 0
I don't live, work, or attend school in Pinole	0.00% 0
None of the above (Please note your city of residence here) or Other (please describe)	1.96% 2
Total Respondents: 102	

#	NONE OF THE ABOVE (PLEASE NOTE YOUR CITY OF RESIDENCE HERE) OR OTHER (PLEASE DESCRIBE)	DATE
1	Retired from PVHS	5/9/2022 10:20 AM
2	Pinole	5/6/2022 3:58 PM

Q46 How long have you had this connection in Pinole?

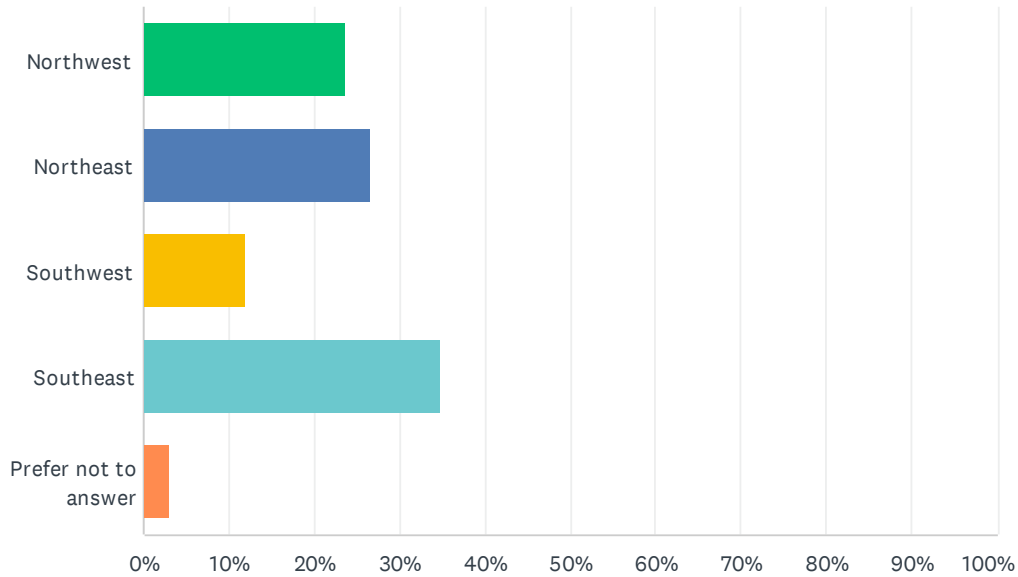
Answered: 101 Skipped: 48



ANSWER CHOICES	RESPONSES	
Less than a year	5.94%	6
1 - 4 years	9.90%	10
5 - 10 years	12.87%	13
10 or more years	67.33%	68
N/A	3.96%	4
TOTAL		101

Q47 Using the map of Pinole’s census tracts, please indicate in which part of Pinole you live, work, or spend the most your time. (Select one)

Answered: 101 Skipped: 48



ANSWER CHOICES	RESPONSES	
Northwest	23.76%	24
Northeast	26.73%	27
Southwest	11.88%	12
Southeast	34.65%	35
Prefer not to answer	2.97%	3
TOTAL		101

Q48 Please specify the primary language and any other secondary languages spoken in your household:

Answered: 81 Skipped: 68

ANSWER CHOICES	RESPONSES	
Primary:	100.00%	81
Secondary:	22.22%	18

#	PRIMARY:	DATE
1	English	8/2/2022 1:16 AM
2	English	8/1/2022 8:23 PM
3	English	8/1/2022 6:35 PM
4	English	7/27/2022 5:54 PM
5	English	7/26/2022 6:08 PM
6	English	7/25/2022 8:50 PM
7	English	7/23/2022 12:23 PM
8	English	7/22/2022 2:33 PM
9	English	7/22/2022 11:42 AM
10	English	7/19/2022 9:21 AM
11	English	7/13/2022 6:39 PM
12	English	7/12/2022 4:32 PM
13	English	7/10/2022 11:40 AM
14	English	7/9/2022 8:18 AM
15	english	7/8/2022 10:06 AM
16	English	7/7/2022 2:00 PM
17	English	7/2/2022 10:36 PM
18	English	6/30/2022 9:37 PM
19	English	6/29/2022 3:59 PM
20	English	6/26/2022 11:54 AM
21	English	6/26/2022 11:07 AM
22	English	6/18/2022 7:01 AM
23	English	6/17/2022 9:18 AM
24	English	6/15/2022 7:58 PM
25	English	6/15/2022 4:51 AM
26	english	6/15/2022 3:26 AM
27	English	6/14/2022 11:38 AM
28	english	6/8/2022 10:15 AM

Land Planning for Pinole Housing * Safety * Health * Environmental Justice We Need to Hear from You!

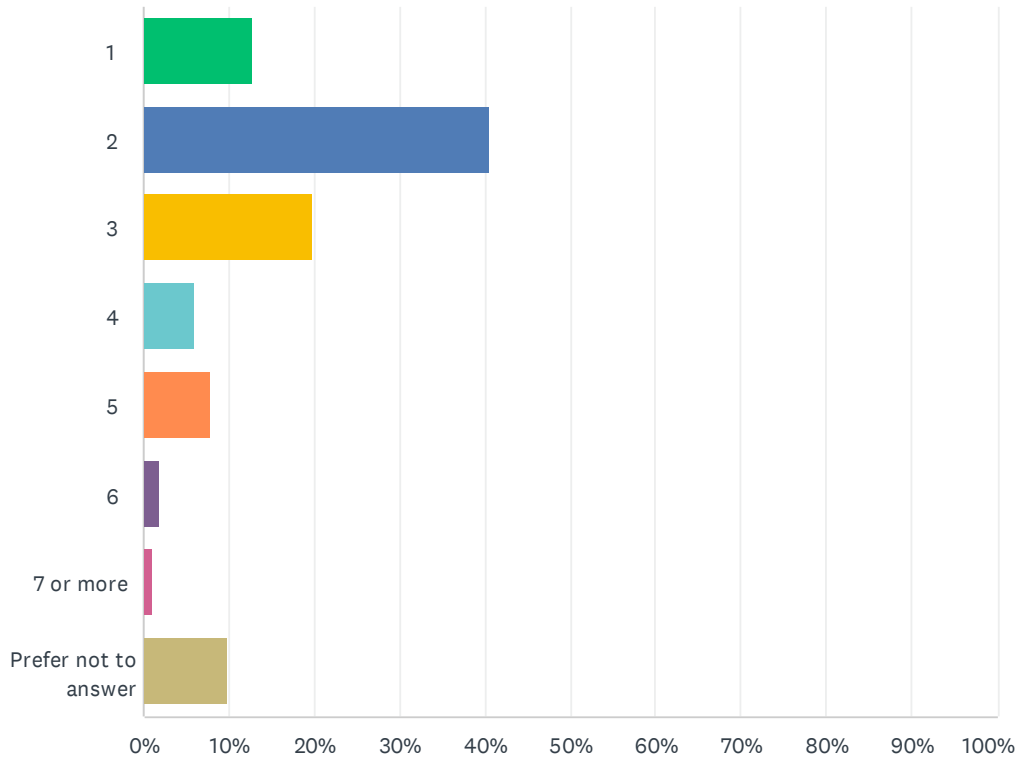
29	English	6/6/2022 6:03 PM
30	English	6/6/2022 7:38 AM
31	English	6/5/2022 2:05 PM
32	English	6/5/2022 10:50 AM
33	English	6/2/2022 9:28 AM
34	english	5/31/2022 6:10 PM
35	English	5/31/2022 4:10 PM
36	English	5/31/2022 3:32 PM
37	English	5/20/2022 8:29 PM
38	English	5/20/2022 6:13 PM
39	English	5/20/2022 4:34 PM
40	English	5/20/2022 2:10 PM
41	English	5/20/2022 10:53 AM
42	English	5/19/2022 5:53 PM
43	English	5/17/2022 5:41 PM
44	English	5/17/2022 1:46 PM
45	English	5/17/2022 1:32 PM
46	English	5/17/2022 1:28 PM
47	English	5/16/2022 4:42 PM
48	English	5/16/2022 8:10 AM
49	English	5/16/2022 7:56 AM
50	English	5/14/2022 6:59 PM
51	english	5/14/2022 3:32 PM
52	English	5/14/2022 2:40 PM
53	Spanish	5/11/2022 10:15 PM
54	Cantonese	5/11/2022 9:08 PM
55	English	5/11/2022 8:18 PM
56	English	5/11/2022 7:53 PM
57	Cantonese	5/11/2022 7:30 PM
58	English	5/11/2022 7:13 PM
59	english	5/10/2022 7:40 PM
60	English	5/10/2022 5:40 PM
61	English	5/9/2022 7:43 PM
62	English	5/9/2022 5:02 PM
63	English	5/9/2022 10:20 AM
64	English	5/8/2022 10:20 PM
65	English only	5/8/2022 9:06 PM
66	English	5/7/2022 6:37 PM

Land Planning for Pinole Housing * Safety * Health * Environmental Justice We Need to Hear from You!

67	English	5/7/2022 6:04 PM
68	English	5/7/2022 5:15 PM
69	English	5/7/2022 4:55 PM
70	English	5/7/2022 3:37 PM
71	English	5/7/2022 11:53 AM
72	English	5/6/2022 6:51 PM
73	English	5/6/2022 5:47 PM
74	English	5/6/2022 5:19 PM
75	English	5/6/2022 4:11 PM
76	English	5/6/2022 3:58 PM
77	English	5/6/2022 3:00 PM
78	english	5/6/2022 2:31 PM
79	English	5/6/2022 1:21 PM
80	English	5/6/2022 12:49 PM
81	English	5/6/2022 12:46 PM
#	SECONDARY:	DATE
1	Spanish	8/2/2022 1:16 AM
2	English	7/26/2022 6:08 PM
3	English	7/13/2022 6:39 PM
4	Vietnamese	7/12/2022 4:32 PM
5	Japanese	6/29/2022 3:59 PM
6	Bahasa Indonesia	6/18/2022 7:01 AM
7	English	6/15/2022 7:58 PM
8	German, Polish, Spanish	5/17/2022 5:41 PM
9	Arabic	5/17/2022 1:28 PM
10	English	5/11/2022 10:15 PM
11	Spanish	5/11/2022 7:53 PM
12	English	5/11/2022 7:30 PM
13	Hindi or Punjabi	5/11/2022 7:13 PM
14	Spanish	5/10/2022 5:40 PM
15	Cantonese	5/8/2022 10:20 PM
16	Vietnamese	5/6/2022 5:47 PM
17	english	5/6/2022 2:31 PM
18	Spanish	5/6/2022 12:46 PM

Q49 How many people including yourself live in your household?

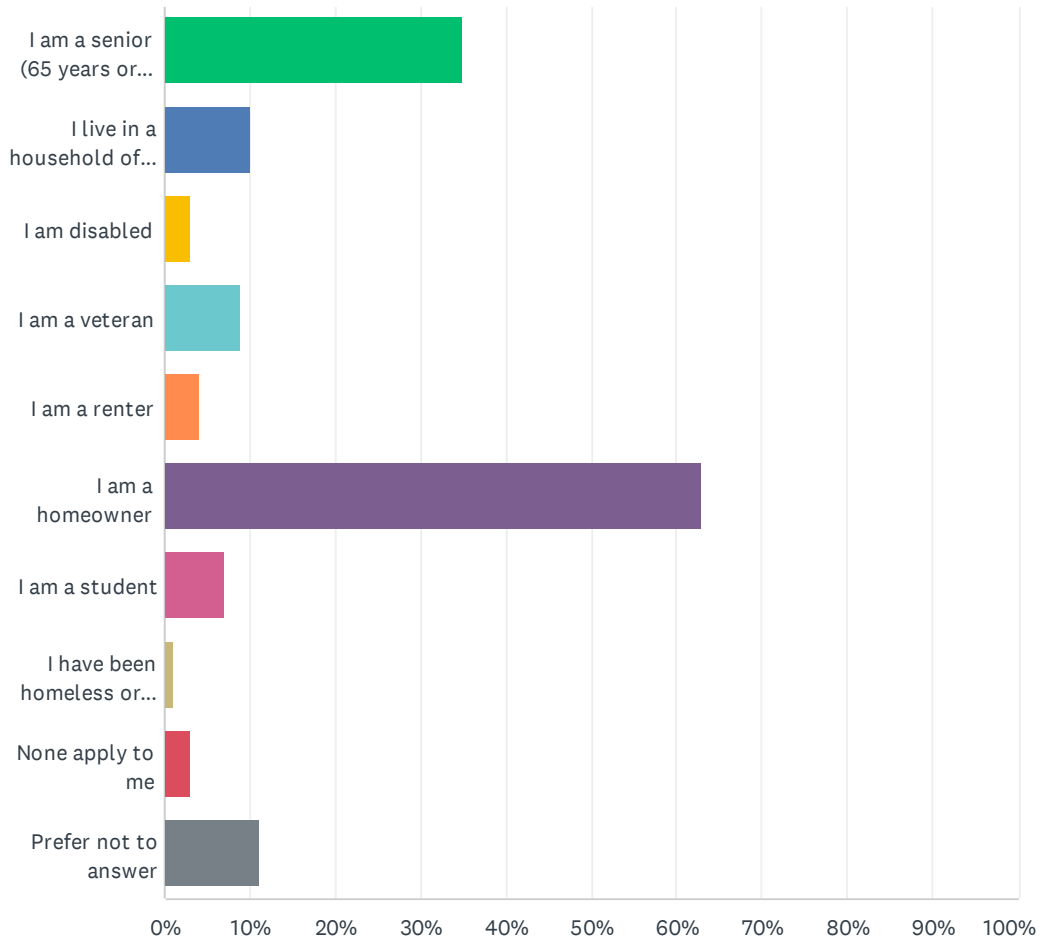
Answered: 101 Skipped: 48



ANSWER CHOICES	RESPONSES	
1	12.87%	13
2	40.59%	41
3	19.80%	20
4	5.94%	6
5	7.92%	8
6	1.98%	2
7 or more	0.99%	1
Prefer not to answer	9.90%	10
TOTAL		101

Q50 Please select all that apply to you:

Answered: 100 Skipped: 49

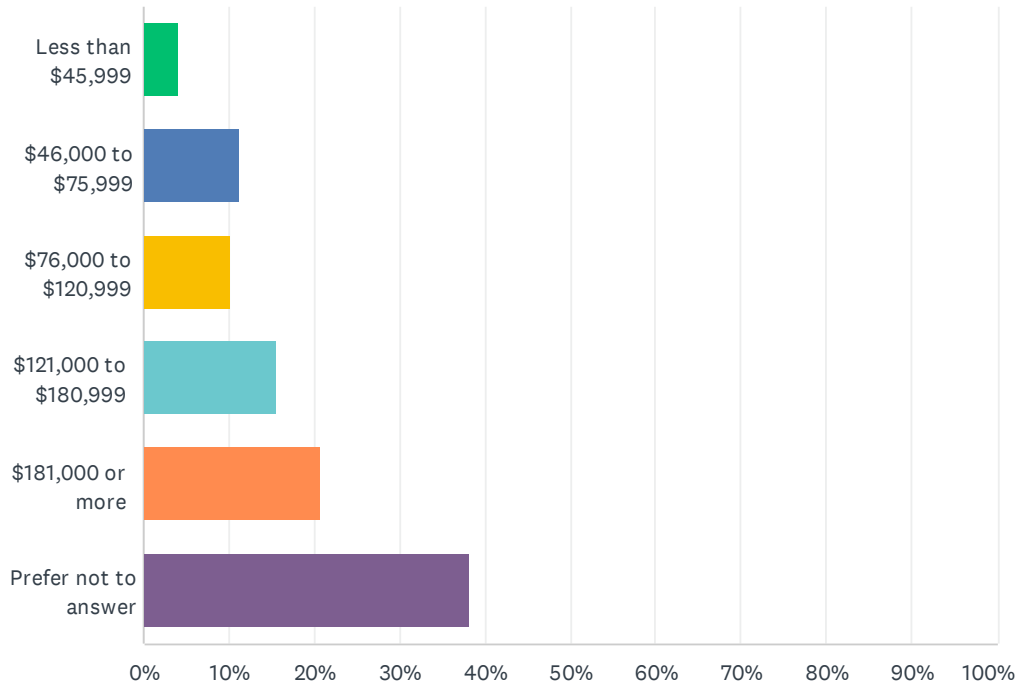


Land Planning for Pinole Housing * Safety * Health * Environmental Justice We Need to Hear from You!

ANSWER CHOICES	RESPONSES	
I am a senior (65 years or over)	35.00%	35
I live in a household of 5 or more people	10.00%	10
I am disabled	3.00%	3
I am a veteran	9.00%	9
I am a renter	4.00%	4
I am a homeowner	63.00%	63
I am a student	7.00%	7
I have been homeless or have experienced housing insecurity	1.00%	1
None apply to me	3.00%	3
Prefer not to answer	11.00%	11
Total Respondents: 100		

Q51 Please share the total (gross) annual household income for all adults in your household.

Answered: 97 Skipped: 52



ANSWER CHOICES	RESPONSES	
Less than \$45,999	4.12%	4
\$46,000 to \$75,999	11.34%	11
\$76,000 to \$120,999	10.31%	10
\$121,000 to \$180,999	15.46%	15
\$181,000 or more	20.62%	20
Prefer not to answer	38.14%	37
TOTAL		97